



Real GDP Growth: 2023 Q1 -11.5%

NCPI Y-o-Y Change: June 10.8%

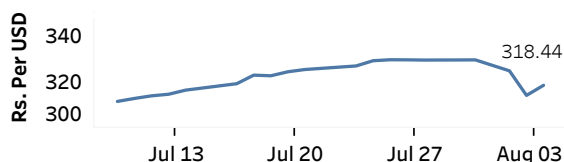
CCPI Y-o-Y Change: July 6.3%

Exchange Rates

(Rs. Per Unit)

04-Aug-23	TT Buying	TT Selling
USD	312.5592	326.6580
GBP	397.2294	416.4706
EUR	341.2873	358.8861
JPY	2.1881	2.2956

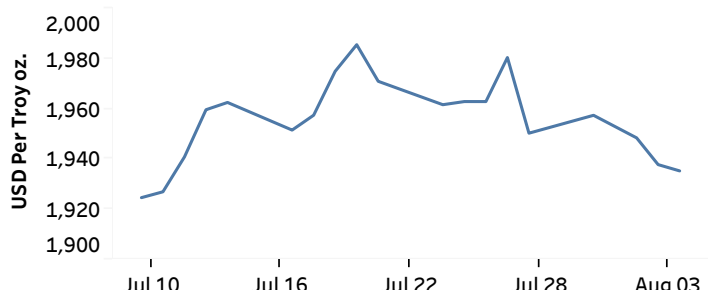
Indicative Rate of the USD/LKR Spot Exchange Rate



Source: Central Bank of Sri Lanka

Gold Price

02-Aug-23	03-Aug-23	04-Aug-23
USD 1,948.44	USD 1,937.80	USD 1,935.29



Source: Reuters

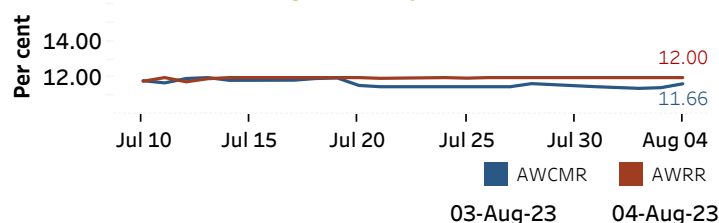
Money Market

Policy Rates: SDF Rate: 11.00%

SLF Rate: 12.00%

SRR: 4.00%

Overnight Money Market



Yield Rates of T-Bills

(per cent)

Primary Market 02-Aug-23 Secondary Market 04-Aug-23^(a)

	02-Aug-23	04-Aug-23 ^(a)
91 Day	19.90	19.33
182 Day	17.57	17.57
364 Day	14.16	-

Source: Central Bank of Sri Lanka

Overnight Liquidity (Rs. bn)

03-Aug-23	-167.95
04-Aug-23	-31.28

Share Market

04-Aug-23

ASPI	▲	11,633.51
S&P SL20	▲	3,411.06

Daily Turnover

Rs.4,390.37 mn

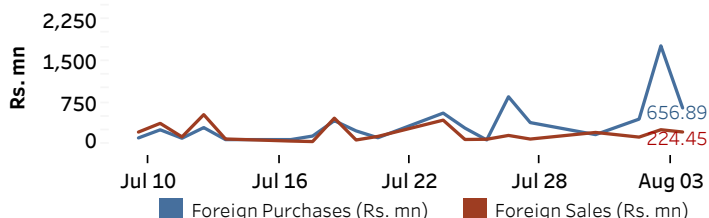
Market Capitalisation

Rs. 4,602.27 bn

PE Ratio

5.9

Foreign Purchases and Sales

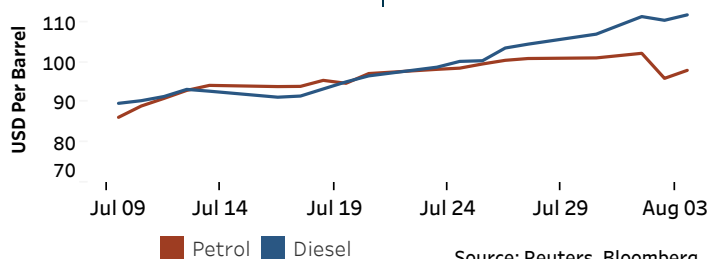


Source: Colombo Stock Exchange

Energy

Petroleum Products (USD per Barrel)

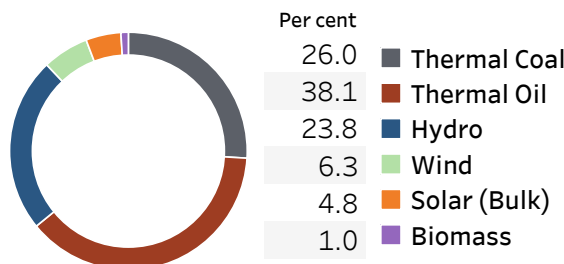
Crude Oil			Refined (Singapore Platts)		
07-Aug-23 ^(b)	03-Aug-23		04-Aug-23		
Brent	WTI	OPEC	Petrol	Diesel	Kerosene
86.15	82.74	85.47	98.00	111.84	114.67



Source: Reuters, Bloomberg

Electricity Generation

	03-Aug-23	04-Aug-23
Total Energy (GWh)	48.96	49.12
Peak Demand (MW)	2,289.00	2,303.50



Source: Ceylon Electricity Board