



Real GDP Growth: 2023 Q1 -11.5%

NCPI Y-o-Y Change: June 10.8%

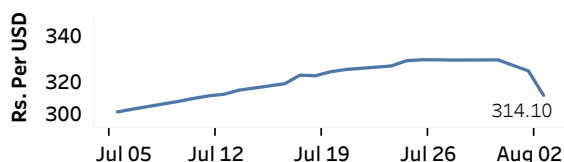
CCPI Y-o-Y Change: July 6.3%

Exchange Rates

(Rs. Per Unit)

03-Aug-23	TT Buying	TT Selling
USD	308.6091	322.2084
GBP	390.0848	410.7656
EUR	335.1872	353.8639
JPY	2.1395	2.2589

Indicative Rate of the USD/LKR Spot Exchange Rate



Source: Central Bank of Sri Lanka

Gold Price

31-Jul-23	02-Aug-23	03-Aug-23
USD 1,957.43	USD 1,948.44	USD 1,937.80



Source: Reuters

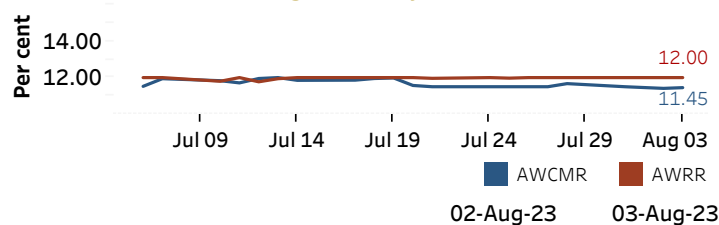
Money Market

Policy Rates: SDF Rate: 11.00%

SLF Rate: 12.00%

SRR: 4.00%

Overnight Money Market



Yield Rates of T-Bills

(per cent)

Primary Market 02-Aug-23 Secondary Market 03-Aug-23^(a)

Term	Primary Market (02-Aug-23)	Secondary Market (03-Aug-23)
91 Day	19.90	19.68
182 Day	17.57	17.57
364 Day	14.16	14.16

Source: Central Bank of Sri Lanka

Overnight Liquidity (Rs. bn)	02-Aug-23	03-Aug-23
	-206.12	-167.95

Share Market

03-Aug-23

ASPI	▲	11,582.34
S&P SL20	▲	3,389.67

Daily Turnover

Rs.6,619.19 mn

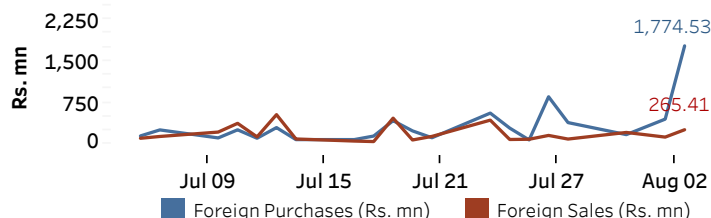
Market Capitalisation

Rs. 4,583.84 bn

PE Ratio

5.9

Foreign Purchases and Sales

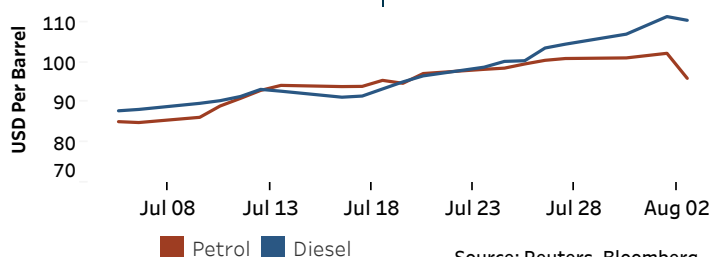


Source: Colombo Stock Exchange

Energy

Petroleum Products (USD per Barrel)

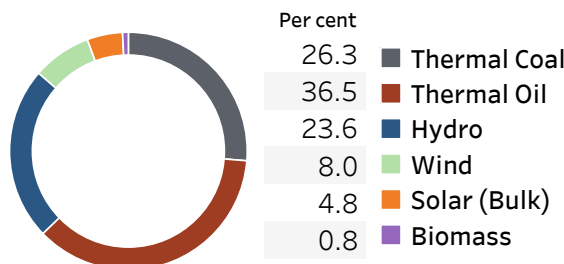
Crude Oil			Refined (Singapore Platts)		
04-Aug-23 ^(b)	02-Aug-23		03-Aug-23		
Brent	WTI	OPEC	Petrol	Diesel	Kerosene
85.47	81.92	86.66	96.00	110.48	111.74



Source: Reuters, Bloomberg

Electricity Generation

	02-Aug-23	03-Aug-23
Total Energy (GWh)	47.89	48.96
Peak Demand (MW)	2,282.40	2,289.00



Source: Ceylon Electricity Board