



Real GDP Growth: 2023 Q1 -11.5%

NCPI Y-o-Y Change: June 10.8%

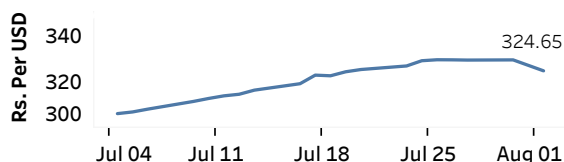
CCPI Y-o-Y Change: July 6.3%

### Exchange Rates

(Rs. Per Unit)

02-Aug-23	TT Buying	TT Selling
USD	309.7055	322.6856
GBP	394.1694	413.5403
EUR	338.7341	356.1942
JPY	2.1547	2.2624

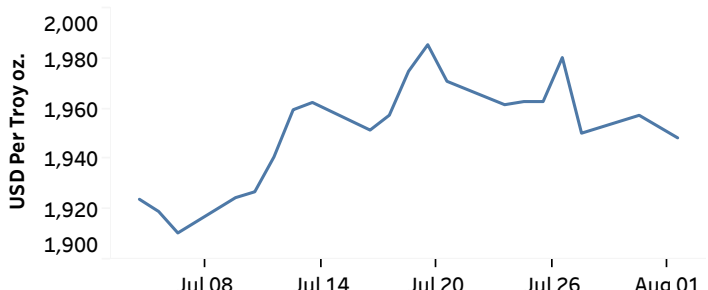
### Indicative Rate of the USD/LKR Spot Exchange Rate



Source: Central Bank of Sri Lanka

### Gold Price

28-Jul-23	31-Jul-23	02-Aug-23
USD 1,950.31	USD 1,957.43	USD 1,948.44



Source: Reuters

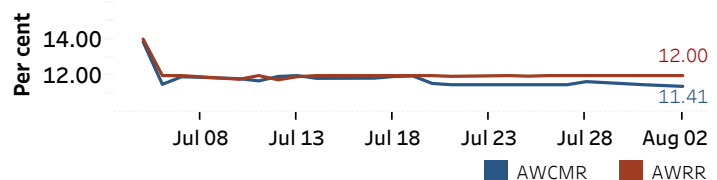
### Money Market

Policy Rates: SDF Rate: 11.00%

SLF Rate: 12.00%

SRR: 4.00%

### Overnight Money Market



### Yield Rates of T-Bills

(per cent)

Primary Market 02-Aug-23 Secondary Market 02-Aug-23<sup>(a)</sup>

	Primary Market 02-Aug-23	Secondary Market 02-Aug-23 <sup>(a)</sup>
91 Day	19.90	19.90
182 Day	17.57	17.54
364 Day	14.16	14.16

Source: Central Bank of Sri Lanka

Overnight Liquidity (Rs. bn)	31-Jul-23	02-Aug-23
	47.75	-206.12

### Share Market

02-Aug-23

ASPI	▲	11,446.83
S&P SL20	▲	3,321.06

### Daily Turnover

Rs. 3,867.94 mn

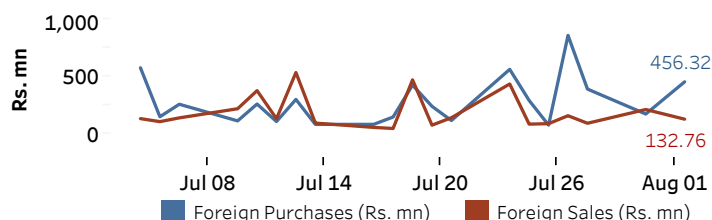
Market Capitalisation

Rs. 4,545.63 bn

PE Ratio

5.9

### Foreign Purchases and Sales

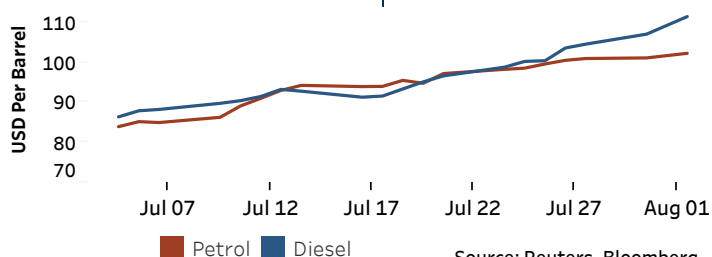


Source: Colombo Stock Exchange

### Energy

#### Petroleum Products (USD per Barrel)

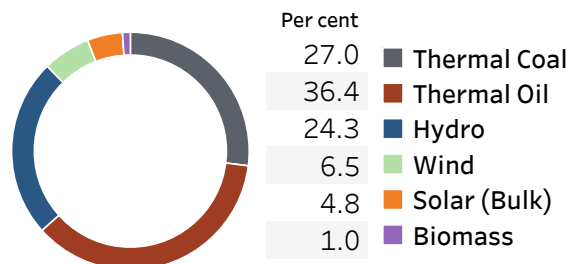
Crude Oil			Refined (Singapore Platts)		
03-Aug-23 <sup>(b)</sup>			02-Aug-23		
Brent	WTI	OPEC	Petrol	Diesel	Kerosene
83.62	79.93	86.45	102.25	111.41	113.35



Source: Reuters, Bloomberg

#### Electricity Generation

	01-Aug-23	02-Aug-23
Total Energy (GWh)	40.89	47.89
Peak Demand (MW)	1,943.80	2,282.40



Source: Ceylon Electricity Board