



Real GDP Growth: 2023 Q1 -11.5%

NCPI Y-o-Y Change: June 10.8%

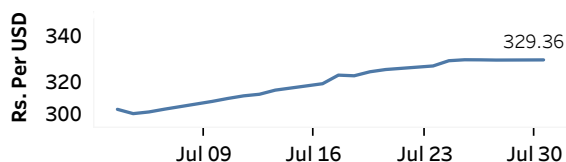
CCPI Y-o-Y Change: July 6.3%

Exchange Rates

(Rs. Per Unit)

31-Jul-23	TT Buying	TT Selling
USD	322.9613	335.4036
GBP	413.7911	432.2632
EUR	354.1359	370.9848
JPY	2.2707	2.3786

Indicative Rate of the USD/LKR Spot Exchange Rate



Source: Central Bank of Sri Lanka

Gold Price

27-Jul-23	28-Jul-23	31-Jul-23
USD 1,980.42	USD 1,950.31	USD 1,957.43



Source: Reuters

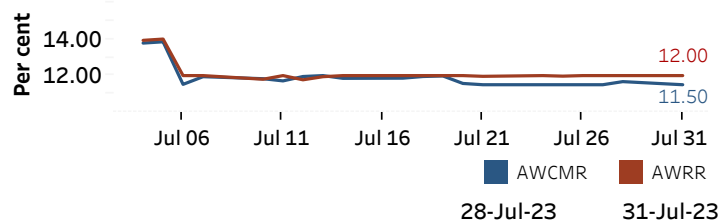
Money Market

Policy Rates: SDF Rate: 11.00%

SLF Rate: 12.00%

SRR: 4.00%

Overnight Money Market



Yield Rates of T-Bills

(per cent)

	Primary Market 26-Jul-23	Secondary Market 31-Jul-23 ^(a)
91 Day	19.96	-
182 Day	17.69	18.00
364 Day	14.29	-

Source: Central Bank of Sri Lanka

Overnight Liquidity (Rs. bn)	28-Jul-23	31-Jul-23
	-9.82	47.75

Share Market

31-Jul-23

ASPI	▲	11,386.72
S&P SL20	▲	3,309.60

Daily Turnover

Rs. 2,753.32 mn

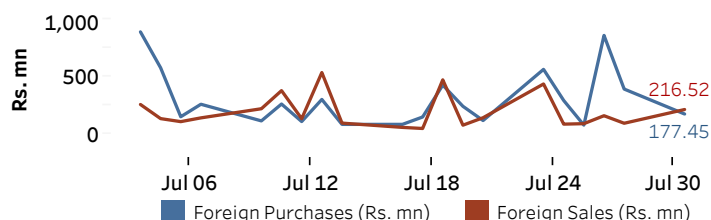
Market Capitalisation

Rs. 4,537.30 bn

PE Ratio

5.8

Foreign Purchases and Sales

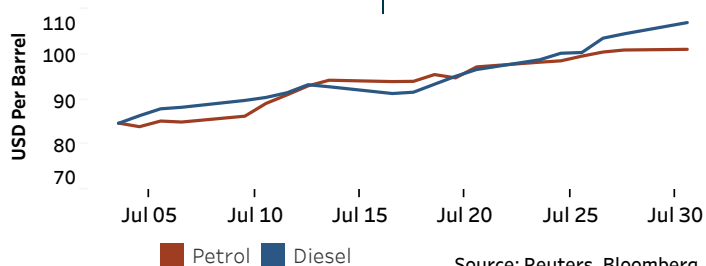


Source: Colombo Stock Exchange

Energy

Petroleum Products (USD per Barrel)

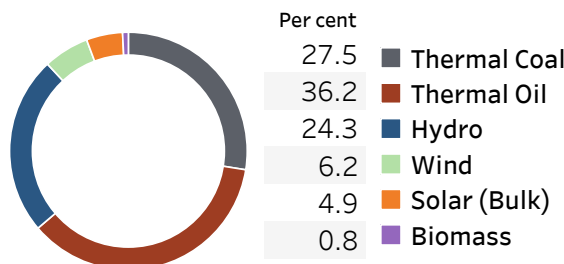
Crude Oil			Refined (Singapore Platts)		
02-Aug-23 ^(b)	31-Jul-23		31-Jul-23		
Brent	WTI	OPEC	Petrol	Diesel	Kerosene
85.86	82.33	86.45	101.10	107.03	110.32



Source: Reuters, Bloomberg

Electricity Generation

	30-Jul-23	31-Jul-23
Total Energy (GWh)	40.72	46.86
Peak Demand (MW)	2,043.30	1,758.50



Source: Ceylon Electricity Board