



Real GDP Growth: 2023 Q1 -11.5%

NCPI Y-o-Y Change: June 10.8%

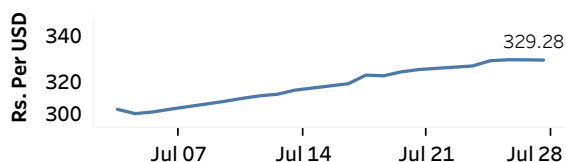
CCPI Y-o-Y Change: June 12.0%

### Exchange Rates

(Rs. Per Unit)

28-Jul-23	TT Buying	TT Selling
USD	322.6693	335.6506
GBP	412.4627	430.8786
EUR	353.4114	370.2678
JPY	2.3057	2.4126

#### Indicative Rate of the USD/LKR Spot Exchange Rate



Source: Central Bank of Sri Lanka

### Gold Price

26-Jul-23	27-Jul-23	28-Jul-23
USD 1,962.89	USD 1,980.42	USD 1,950.31



Source: Reuters

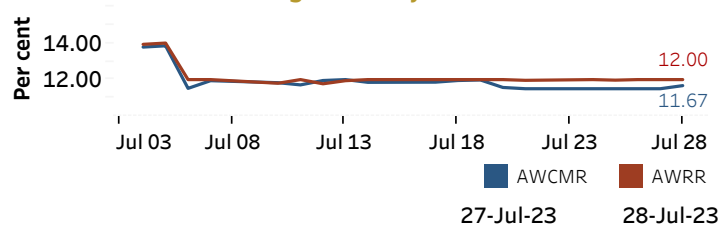
### Money Market

Policy Rates: SDF Rate: 11.00%

SLF Rate: 12.00%

SRR: 4.00%

#### Overnight Money Market



#### Yield Rates of T-Bills

(per cent)

	Primary Market 26-Jul-23	Secondary Market 28-Jul-23 <sup>(a)</sup>
91 Day	19.96	19.31
182 Day	17.69	-
364 Day	14.29	-

Source: Central Bank of Sri Lanka

Overnight Liquidity (Rs. bn)	27-Jul-23	28-Jul-23
	-153.88	-9.82

### Share Market

28-Jul-23

ASPI	▲	11,312.19
S&P SL20	▲	3,277.53

#### Daily Turnover

Rs. 7,777.34 mn

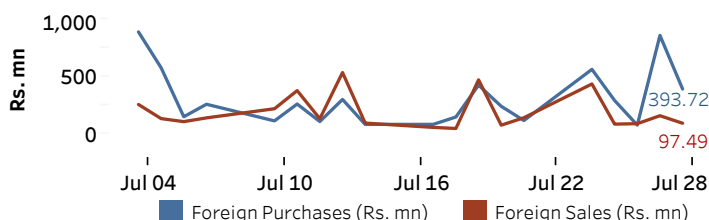
Market Capitalisation

Rs. 4,496.67 bn

PE Ratio

5.8

#### Foreign Purchases and Sales

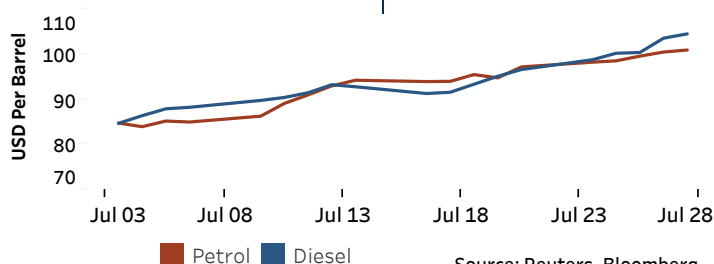


Source: Colombo Stock Exchange

### Energy

#### Petroleum Products (USD per Barrel)

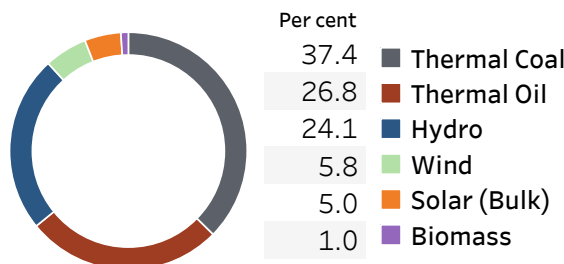
Crude Oil			Refined (Singapore Platts)		
31-Jul-23 <sup>(b)</sup>			28-Jul-23		
Brent	WTI	OPEC	Petrol	Diesel	Kerosene
84.85	80.50	84.88	100.95	104.53	109.07



Source: Reuters, Bloomberg

#### Electricity Generation

	27-Jul-23	28-Jul-23
Total Energy (GWh)	47.38	47.38
Peak Demand (MW)	2,267.10	2,239.30



Source: Ceylon Electricity Board