



Real GDP Growth: 2023 Q1 -11.5%

NCPI Y-o-Y Change: June 10.8%

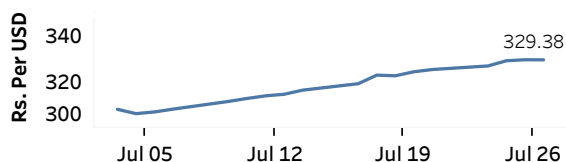
CCPI Y-o-Y Change: June 12.0%

Exchange Rates

(Rs. Per Unit)

27-Jul-23	TT Buying	TT Selling
USD	322.8497	335.8919
GBP	417.9072	436.2509
EUR	357.1091	374.1763
JPY	2.3040	2.4114

Indicative Rate of the USD/LKR Spot Exchange Rate



Source: Central Bank of Sri Lanka

Gold Price

25-Jul-23	26-Jul-23	27-Jul-23
USD 1,962.90	USD 1,962.89	USD 1,980.42



Source: Reuters

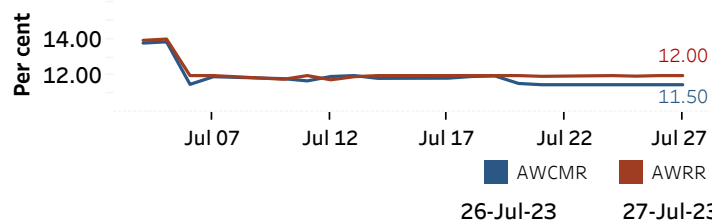
Money Market

Policy Rates: SDF Rate: 11.00%

SLF Rate: 12.00%

SRR: 4.00%

Overnight Money Market



Yield Rates of T-Bills

(per cent)

	Primary Market 26-Jul-23	Secondary Market 27-Jul-23 ^(a)
91 Day	19.96	19.95
182 Day	17.69	17.71
364 Day	14.29	14.47

Source: Central Bank of Sri Lanka

Overnight Liquidity (Rs. bn)	26-Jul-23	27-Jul-23
	-170.92	-153.88

Share Market

27-Jul-23

ASPI	▲	11,257.82
S&P SL20	▲	3,273.76

Daily Turnover

Rs. 3,362.62 mn

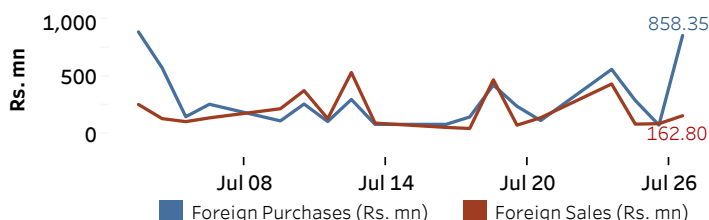
Market Capitalisation

Rs. 4,483.35 bn

PE Ratio

5.8

Foreign Purchases and Sales

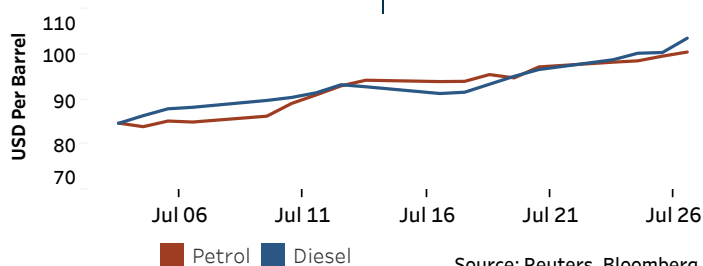


Source: Colombo Stock Exchange

Energy

Petroleum Products (USD per Barrel)

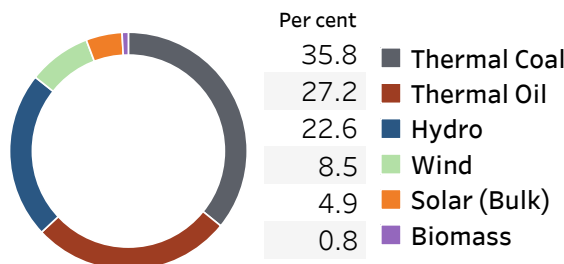
Crude Oil			Refined (Singapore Platts)		
28-Jul-23 ^(b)			27-Jul-23		
Brent	WTI	OPEC	Petrol	Diesel	Kerosene
83.87	79.79	84.82	100.50	103.57	108.21



Source: Reuters, Bloomberg

Electricity Generation

	26-Jul-23	27-Jul-23
Total Energy (GWh)	46.01	47.38
Peak Demand (MW)	2,182.10	2,267.10



Source: Ceylon Electricity Board

(a) Based on actual transactions above Rs. 50 mn reported up to 4.00 PM

(b) Updated at 8.00 AM