



Real GDP Growth: 2023 Q1 -11.5%

NCPI Y-o-Y Change: June 10.8%

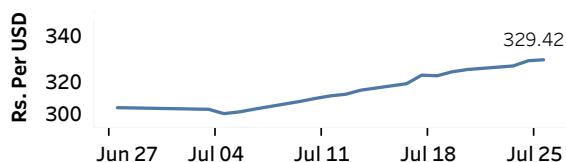
CCPI Y-o-Y Change: June 12.0%

Exchange Rates

(Rs. Per Unit)

26-Jul-23	TT Buying	TT Selling
USD	323.6966	337.1774
GBP	416.4545	435.4819
EUR	356.4829	373.8080
JPY	2.2887	2.3995

Indicative Rate of the USD/LKR Spot Exchange Rate



Source: Central Bank of Sri Lanka

Gold Price

24-Jul-23	25-Jul-23	26-Jul-23
USD 1,961.65	USD 1,962.90	USD 1,962.89



Source: Reuters

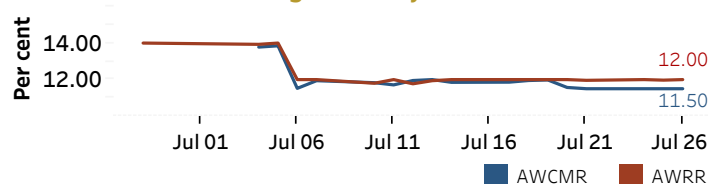
Money Market

Policy Rates: SDF Rate: 11.00%

SLF Rate: 12.00%

SRR: 4.00%

Overnight Money Market



Yield Rates of T-Bills

(per cent)

	Primary Market 26-Jul-23	Secondary Market 26-Jul-23 ^(a)
91 Day	19.96	20.03
182 Day	17.69	17.77
364 Day	14.29	14.37

Source: Central Bank of Sri Lanka

Overnight Liquidity (Rs. bn)	25-Jul-23	26-Jul-23
	-177.24	-170.92

Share Market

26-Jul-23

ASPI	▼	10,985.08
S&P SL20	▼	3,167.38

Daily Turnover

Rs.1,596.95 mn

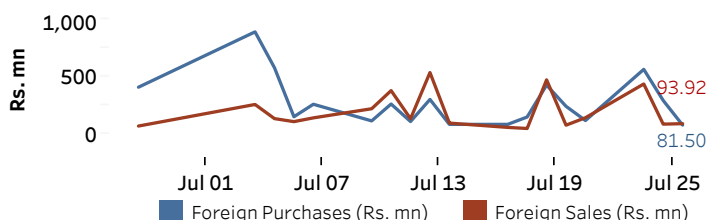
Market Capitalisation

Rs. 4,402.25 bn

PE Ratio

5.7

Foreign Purchases and Sales

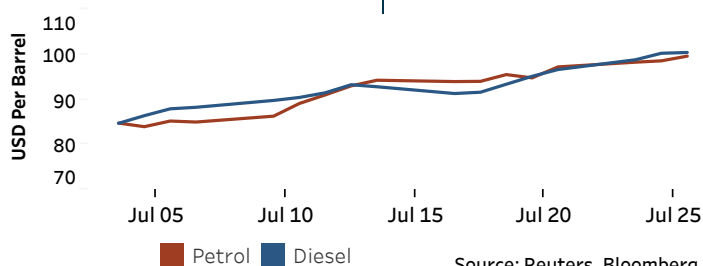


Source: Colombo Stock Exchange

Energy

Petroleum Products (USD per Barrel)

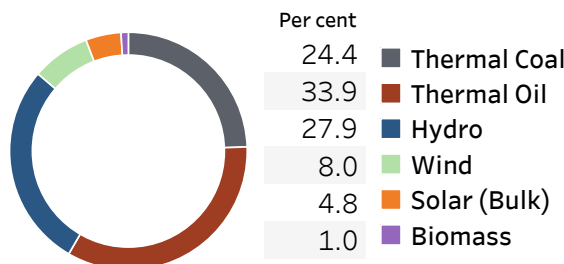
Crude Oil			Refined (Singapore Platts)		
27-Jul-23 ^(b)			26-Jul-23		
Brent	WTI	OPEC	Petrol	Diesel	Kerosene
83.55	79.47	83.19	99.59	100.40	105.27



Source: Reuters, Bloomberg

Electricity Generation

	25-Jul-23	26-Jul-23
Total Energy (GWh)	46.67	46.01
Peak Demand (MW)	2,105.00	2,182.10



Source: Ceylon Electricity Board