



Real GDP Growth: 2023 Q1 -11.5%

NCPI Y-o-Y Change: June 10.8%

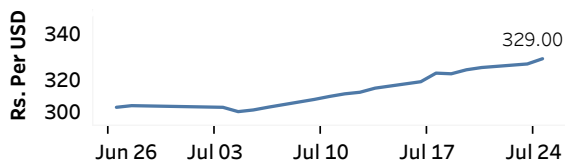
CCPI Y-o-Y Change: June 12.0%

Exchange Rates

(Rs. Per Unit)

25-Jul-23	TT Buying	TT Selling
USD	323.0392	336.1624
GBP	413.5334	433.0989
EUR	356.3336	374.2907
JPY	2.2786	2.3913

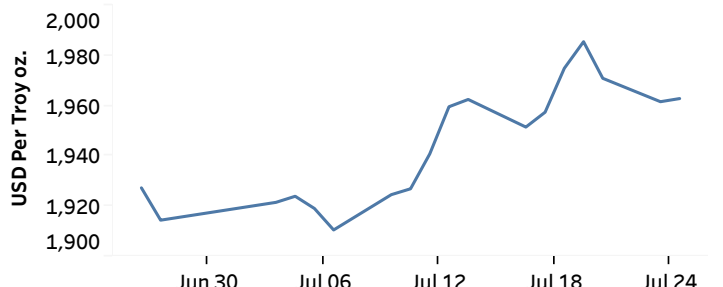
Indicative Rate of the USD/LKR Spot Exchange Rate



Source: Central Bank of Sri Lanka

Gold Price

21-Jul-23	24-Jul-23	25-Jul-23
USD 1,970.95	USD 1,961.65	USD 1,962.90



Source: Reuters

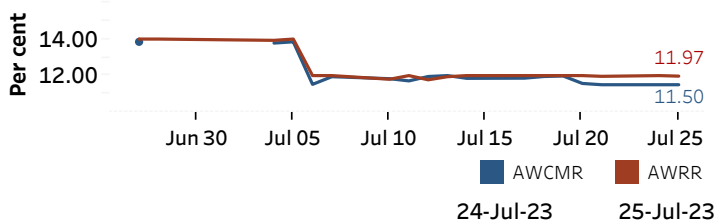
Money Market

Policy Rates: SDF Rate: 11.00%

SLF Rate: 12.00%

SRR: 4.00%

Overnight Money Market



Yield Rates of T-Bills

(per cent)

	Primary Market 19-Jul-23	Secondary Market 25-Jul-23 ^(a)
91 Day	19.99	-
182 Day	17.77	-
364 Day	14.35	-

Source: Central Bank of Sri Lanka

Overnight Liquidity (Rs. bn)	24-Jul-23	25-Jul-23
	-161.50	-177.24

Share Market

25-Jul-23

ASPI	▼	11,069.44
S&P SL20	▼	3,198.99

Daily Turnover

Rs.2,530.26 mn

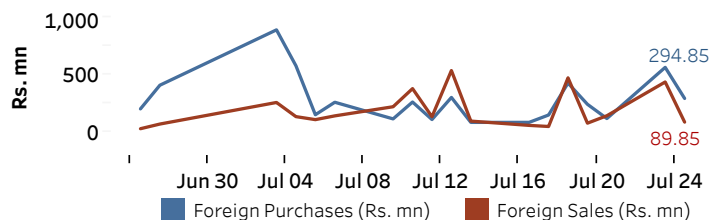
Market Capitalisation

Rs. 4,427.73 bn

PE Ratio

5.7

Foreign Purchases and Sales

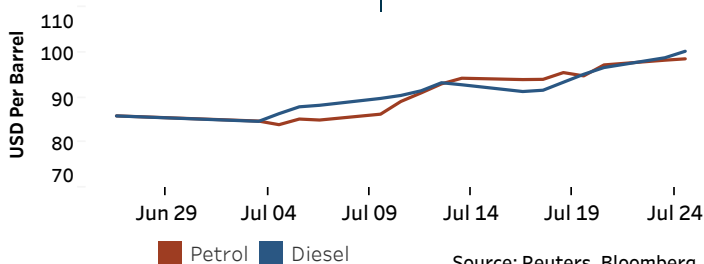


Source: Colombo Stock Exchange

Energy

Petroleum Products (USD per Barrel)

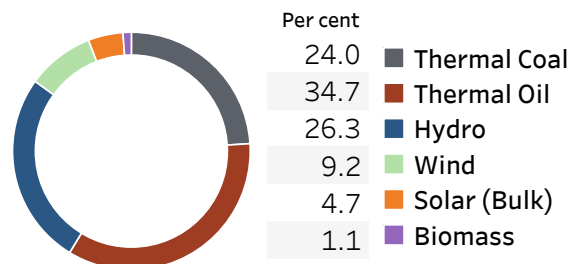
Crude Oil			Refined (Singapore Platts)		
26-Jul-23 ^(b)			25-Jul-23		
Brent	WTI	OPEC	Petrol	Diesel	Kerosene
83.28	79.31	83.19	98.55	100.23	105.14



Source: Reuters, Bloomberg

Electricity Generation

	24-Jul-23	25-Jul-23
Total Energy (GWh)	46.77	46.67
Peak Demand (MW)	2,246.40	2,105.00



Source: Ceylon Electricity Board