



Real GDP Growth: 2023 Q1 -11.5%

NCPI Y-o-Y Change: June 10.8%

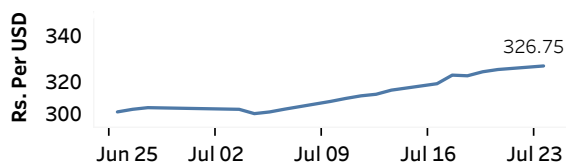
CCPI Y-o-Y Change: June 12.0%

Exchange Rates

(Rs. Per Unit)

24-Jul-23	TT Buying	TT Selling
USD	321.1045	334.5576
GBP	412.5195	432.0469
EUR	356.5076	374.2506
JPY	2.2649	2.3776

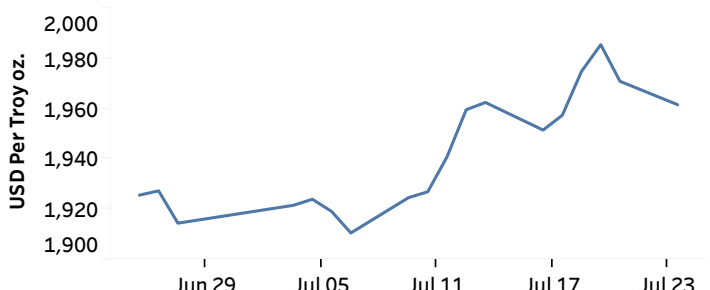
Indicative Rate of the USD/LKR Spot Exchange Rate



Source: Central Bank of Sri Lanka

Gold Price

20-Jul-23	21-Jul-23	24-Jul-23
USD 1,985.53	USD 1,970.95	USD 1,961.65



Source: Reuters

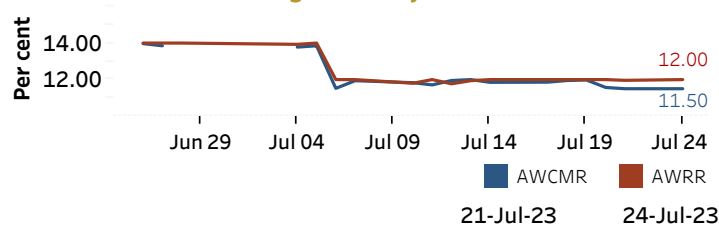
Money Market

Policy Rates: SDF Rate: 11.00%

SLF Rate: 12.00%

SRR: 4.00%

Overnight Money Market



Yield Rates of T-Bills

(per cent)

	Primary Market 19-Jul-23	Secondary Market 24-Jul-23 ^(a)
91 Day	19.99	-
182 Day	17.77	-
364 Day	14.35	-

Source: Central Bank of Sri Lanka

Overnight Liquidity (Rs. bn)	21-Jul-23	24-Jul-23
	4.67	-161.50

Share Market

24-Jul-23

ASPI	▼	11,093.92
S&P SL20	▼	3,218.32

Daily Turnover

Rs.2,603.21 mn

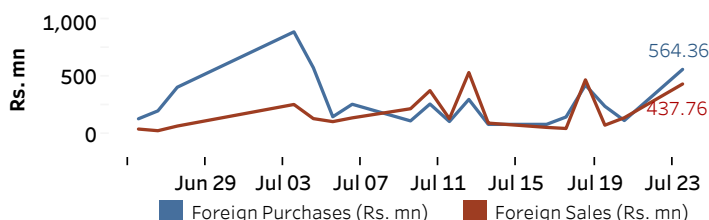
Market Capitalisation

Rs. 4,441.73 bn

PE Ratio

5.7

Foreign Purchases and Sales

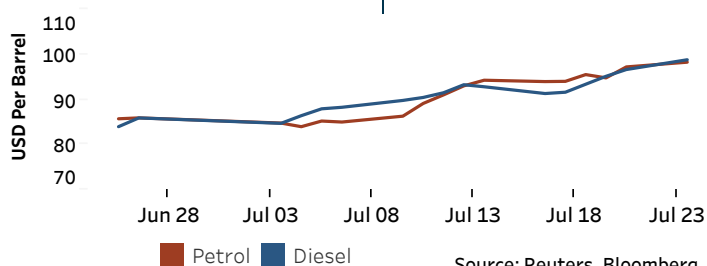


Source: Colombo Stock Exchange

Energy

Petroleum Products (USD per Barrel)

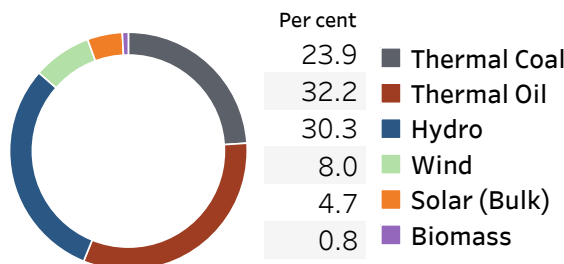
Crude Oil			Refined (Singapore Platts)		
25-Jul-23 ^(b)			24-Jul-23		
Brent	WTI	OPEC	Petrol	Diesel	Kerosene
82.77	78.82	81.99	98.25	98.79	103.47



Source: Reuters, Bloomberg

Electricity Generation

	23-Jul-23	24-Jul-23
Total Energy (GWh)	40.49	46.77
Peak Demand (MW)	2,012.20	2,246.40



Source: Ceylon Electricity Board