



Real GDP Growth: 2023 Q1 -11.5%

NCPI Y-o-Y Change: June 10.8%

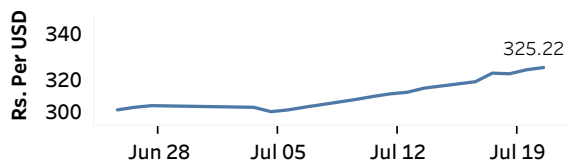
CCPI Y-o-Y Change: June 12.0%

### Exchange Rates

(Rs. Per Unit)

21-Jul-23	TT Buying	TT Selling
USD	318.7256	331.9854
GBP	409.7381	428.9752
EUR	353.9607	371.5511
JPY	2.2664	2.3791

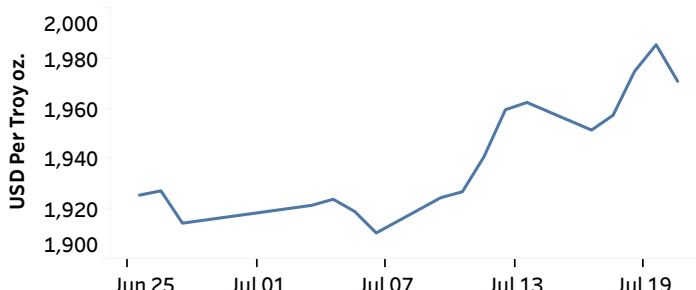
#### Indicative Rate of the USD/LKR Spot Exchange Rate



Source: Central Bank of Sri Lanka

### Gold Price

19-Jul-23	20-Jul-23	21-Jul-23
USD 1,974.94	USD 1,985.53	USD 1,970.95



Source: Reuters

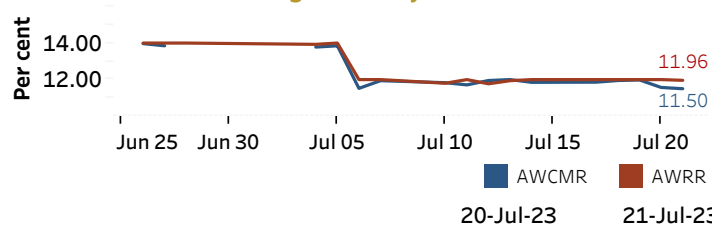
### Money Market

Policy Rates: SDF Rate: 11.00%

SLF Rate: 12.00%

SRR: 4.00%

#### Overnight Money Market



#### Yield Rates of T-Bills

(per cent)

	Primary Market 19-Jul-23	Secondary Market 21-Jul-23 <sup>(a)</sup>
91 Day	19.99	19.99
182 Day	17.77	17.25
364 Day	14.35	14.35

Overnight Liquidity (Rs. bn)	20-Jul-23	21-Jul-23
	-183.48	4.67

Source: Central Bank of Sri Lanka

### Share Market

21-Jul-23

ASPI	▲	11,106.54
S&P SL20	▲	3,231.83

#### Daily Turnover

Rs. 3,290.82 mn

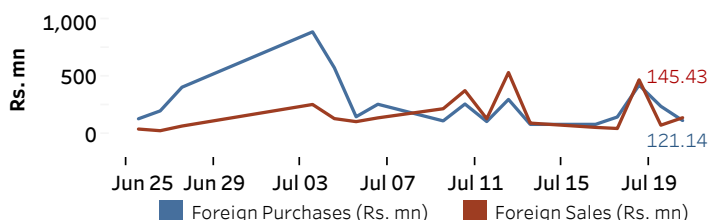
Market Capitalisation

Rs. 4,445.08 bn

PE Ratio

5.7

#### Foreign Purchases and Sales

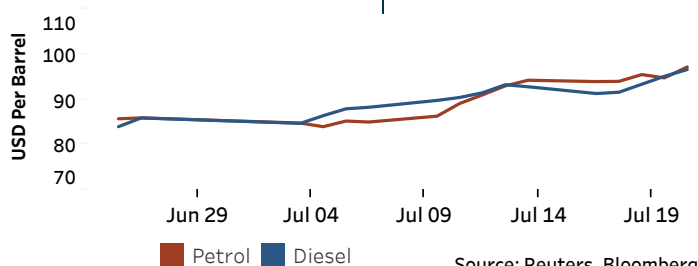


Source: Colombo Stock Exchange

### Energy

#### Petroleum Products (USD per Barrel)

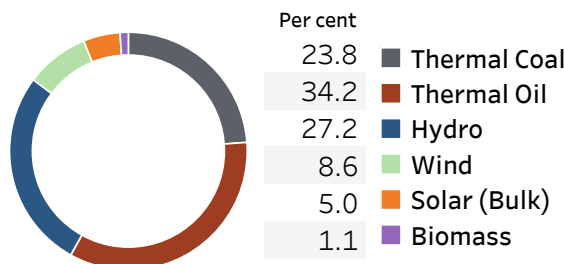
Crude Oil			Refined (Singapore Platts)		
24-Jul-23 <sup>(b)</sup>	20-Jul-23	21-Jul-23	Petrol	Diesel	Kerosene
Brent	WTI	OPEC	97.20	96.62	101.49
80.65	76.70	81.28			



Source: Reuters, Bloomberg

#### Electricity Generation

	20-Jul-23	21-Jul-23
Total Energy (GWh)	47.19	47.04
Peak Demand (MW)	2,246.20	2,200.50



Source: Ceylon Electricity Board