



Real GDP Growth: 2023 Q1 -11.5%

NCPI Y-o-Y Change: May 22.1%

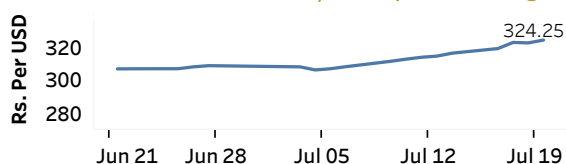
CCPI Y-o-Y Change: June 12.0%

### Exchange Rates

(Rs. Per Unit)

20-Jul-23	TT Buying	TT Selling
USD	316.3078	330.2942
GBP	409.4020	429.0139
EUR	354.4659	372.1704
JPY	2.2673	2.3820

#### Indicative Rate of the USD/LKR Spot Exchange Rate



Source: Central Bank of Sri Lanka

### Gold Price



Source: Reuters

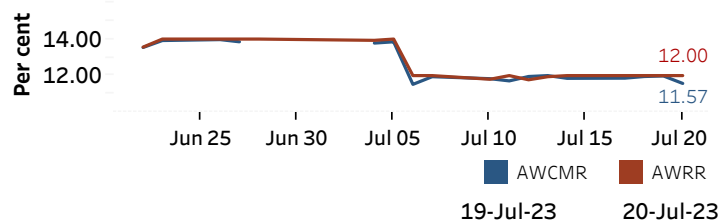
### Money Market

Policy Rates: SDF Rate: 11.00%

SLF Rate: 12.00%

SRR: 4.00%

#### Overnight Money Market



#### Yield Rates of T-Bills

(per cent)

	Primary Market 19-Jul-23	Secondary Market 20-Jul-23 <sup>(a)</sup>
91 Day	19.99	-
182 Day	17.77	18.14
364 Day	14.35	14.47

Source: Central Bank of Sri Lanka

Overnight Liquidity (Rs. bn)

-174.68

-183.48

### Share Market

20-Jul-23

ASPI ▲ 11,026.83  
S&P SL20 ▲ 3,205.16

#### Daily Turnover

Rs. 4,170.10 mn

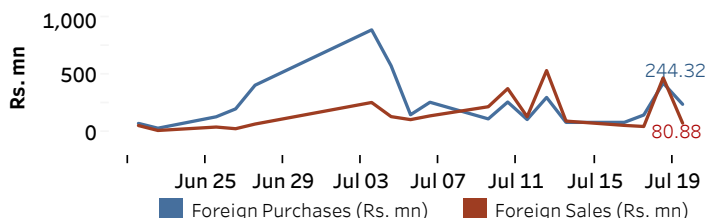
Market Capitalisation

Rs. 4,415.30 bn

PE Ratio

5.7

#### Foreign Purchases and Sales

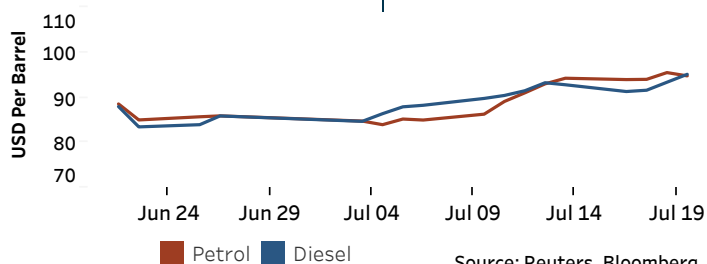


Source: Colombo Stock Exchange

### Energy

#### Petroleum Products (USD per Barrel)

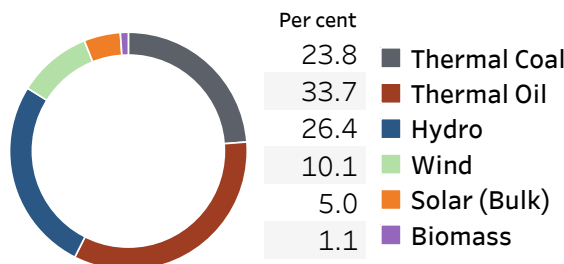
Crude Oil			Refined (Singapore Platts)		
21-Jul-23 <sup>(b)</sup>	19-Jul-23	19-Jul-23	20-Jul-23		
Brent	WTI	OPEC	Petrol	Diesel	Kerosene
79.98	75.63	81.46	94.77	95.12	100.17



Source: Reuters, Bloomberg

#### Electricity Generation

	19-Jul-23	20-Jul-23
Total Energy (GWh)	47.63	47.19
Peak Demand (MW)	2,263.90	2,246.20



Source: Ceylon Electricity Board