



Real GDP Growth: 2023 Q1 -11.5%

NCPI Y-o-Y Change: May 22.1%

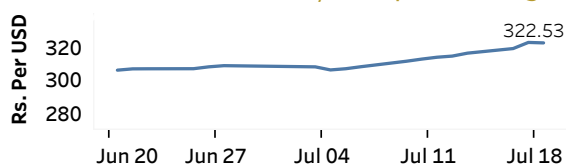
CCPI Y-o-Y Change: June 12.0%

Exchange Rates

(Rs. Per Unit)

19-Jul-23	TT Buying	TT Selling
USD	315.2616	328.9299
GBP	409.9983	429.6656
EUR	353.4656	370.8290
JPY	2.2599	2.3735

Indicative Rate of the USD/LKR Spot Exchange Rate



Source: Central Bank of Sri Lanka

Gold Price



Source: Reuters

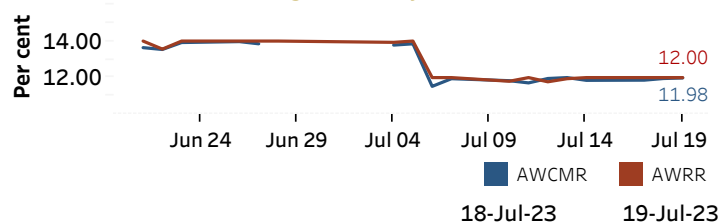
Money Market

Policy Rates: SDF Rate: 11.00%

SLF Rate: 12.00%

SRR: 4.00%

Overnight Money Market



Yield Rates of T-Bills

(per cent)

	Primary Market 19-Jul-23	Secondary Market 19-Jul-23 ^(a)
91 Day	19.99	20.00
182 Day	17.77	17.93
364 Day	14.35	14.15

Source: Central Bank of Sri Lanka

Overnight Liquidity (Rs. bn)	18-Jul-23	19-Jul-23
	-214.64	-174.68

Share Market

19-Jul-23

ASPI	▲	10,927.29
S&P SL20	▲	3,184.54

Daily Turnover

Rs.4,577.11 mn

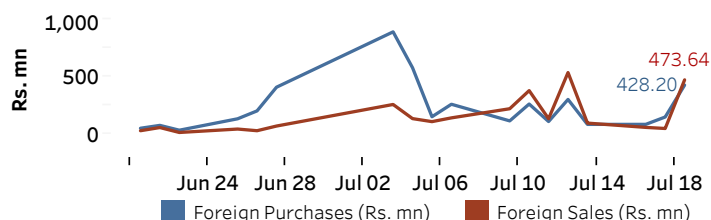
Market Capitalisation

Rs. 4,370.64 bn

PE Ratio

5.6

Foreign Purchases and Sales

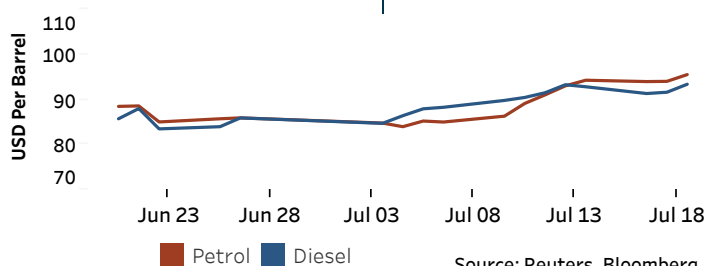


Source: Colombo Stock Exchange

Energy

Petroleum Products (USD per Barrel)

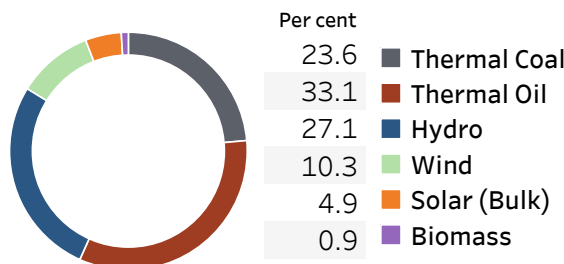
Crude Oil			Refined (Singapore Platts)		
20-Jul-23 ^(b)	18-Jul-23		19-Jul-23		
Brent	WTI	OPEC	Petrol	Diesel	Kerosene
79.63	75.27	80.33	95.50	93.36	98.63



Source: Reuters, Bloomberg

Electricity Generation

	18-Jul-23	19-Jul-23
Total Energy (GWh)	47.50	47.63
Peak Demand (MW)	2,273.70	2,263.90



Source: Ceylon Electricity Board