



Real GDP Growth: 2023 Q1 -11.5%

NCPI Y-o-Y Change: May 22.1%

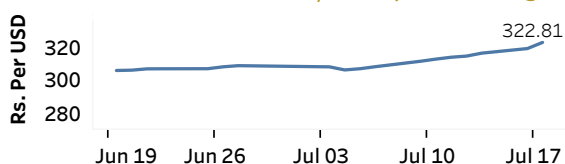
CCPI Y-o-Y Change: June 12.0%

Exchange Rates

(Rs. Per Unit)

18-Jul-23	TT Buying	TT Selling
USD	314.9592	328.6534
GBP	412.3249	431.3471
EUR	353.1843	371.1703
JPY	2.2670	2.3814

Indicative Rate of the USD/LKR Spot Exchange Rate



Source: Central Bank of Sri Lanka

Gold Price

14-Jul-23	17-Jul-23	18-Jul-23
USD 1,962.54	USD 1,951.54	USD 1,957.46



Source: Reuters

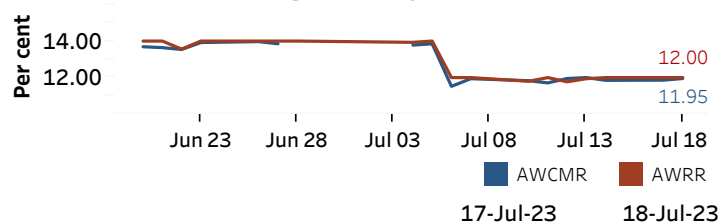
Money Market

Policy Rates: SDF Rate: 11.00%

SLF Rate: 12.00%

SRR: 4.00%

Overnight Money Market



Yield Rates of T-Bills

(per cent)

	Primary Market 12-Jul-23	Secondary Market 18-Jul-23 ^(a)
91 Day	19.08	19.50
182 Day	16.95	18.13
364 Day	14.04	-

Source: Central Bank of Sri Lanka

Overnight Liquidity (Rs. bn)

-189.20

-214.64

Share Market

18-Jul-23

ASPI ▲ 10,796.07
S&P SL20 ▲ 3,162.66

Daily Turnover

Rs. 3,168.52 mn

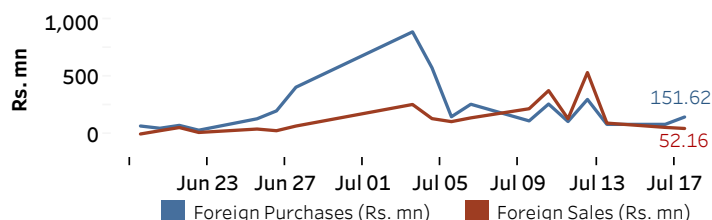
Market Capitalisation

Rs. 4,356.90 bn

PE Ratio

5.6

Foreign Purchases and Sales

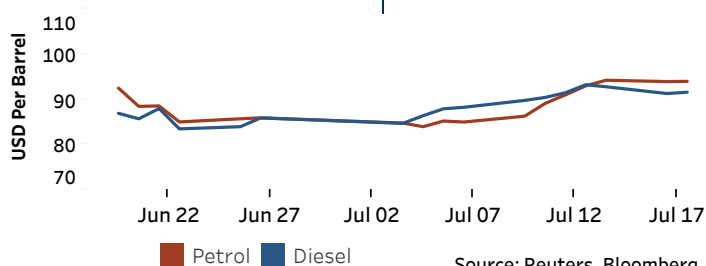


Source: Colombo Stock Exchange

Energy

Petroleum Products (USD per Barrel)

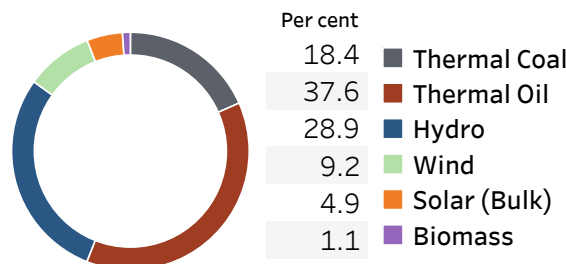
Crude Oil			Refined (Singapore Platts)		
19-Jul-23 ^(b)	17-Jul-23	18-Jul-23			
Brent	WTI	OPEC	Petrol	Diesel	Kerosene
79.73	75.74	80.05	94.00	91.59	96.85



Source: Reuters, Bloomberg

Electricity Generation

	17-Jul-23	18-Jul-23
Total Energy (GWh)	46.73	47.50
Peak Demand (MW)	2,251.30	2,273.70



Source: Ceylon Electricity Board