



Real GDP Growth: 2023 Q1 -11.5%

NCPI Y-o-Y Change: May 22.1%

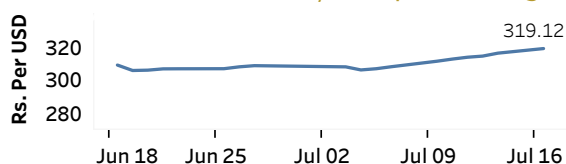
CCPI Y-o-Y Change: June 12.0%

Exchange Rates

(Rs. Per Unit)

17-Jul-23	TT Buying	TT Selling
USD	313.2921	327.1641
GBP	408.8345	429.4727
EUR	350.9697	368.7840
JPY	2.2529	2.3705

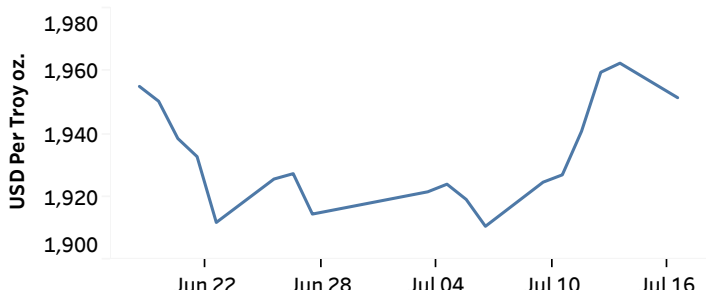
Indicative Rate of the USD/LKR Spot Exchange Rate



Source: Central Bank of Sri Lanka

Gold Price

13-Jul-23	14-Jul-23	17-Jul-23
USD 1,959.65	USD 1,962.54	USD 1,951.54



Source: Reuters

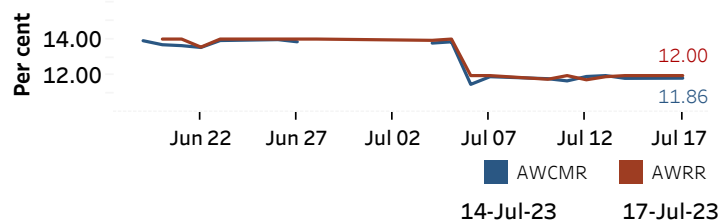
Money Market

Policy Rates: SDF Rate: 11.00%

SLF Rate: 12.00%

SRR: 4.00%

Overnight Money Market



Overnight Liquidity (Rs. bn)	14-Jul-23	17-Jul-23
	-55.49	-189.20

Yield Rates of T-Bills

(per cent)

	Primary Market 12-Jul-23	Secondary Market 14-Jul-23 ^(a)
91 Day	19.08	19.24
182 Day	16.95	17.23
364 Day	14.04	-

Source: Central Bank of Sri Lanka

Share Market

17-Jul-23

ASPI	▲	10,727.99
S&P SL20	▲	3,156.92

Daily Turnover

Rs. 3,123.21 mn

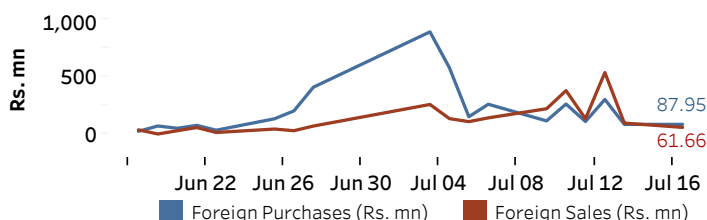
Market Capitalisation

Rs. 4,363.22 bn

PE Ratio

5.6

Foreign Purchases and Sales

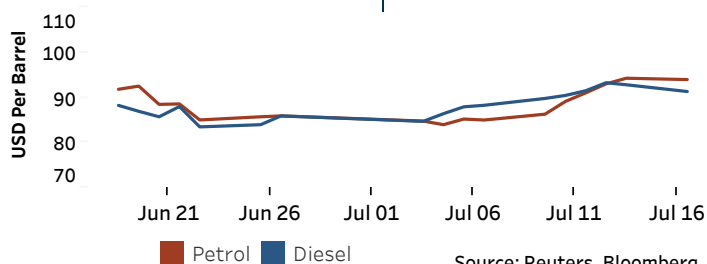


Source: Colombo Stock Exchange

Energy

Petroleum Products (USD per Barrel)

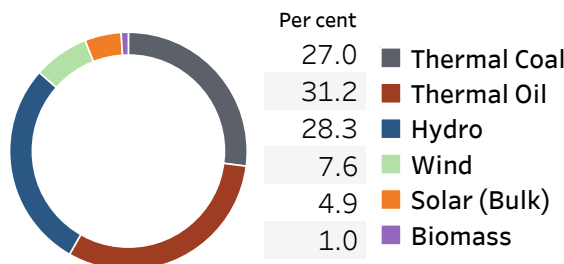
Crude Oil			Refined (Singapore Platts)		
18-Jul-23 ^(b)			17-Jul-23		
Brent	WTI	OPEC	Petrol	Diesel	Kerosene
78.71	74.43	82.06	93.95	91.30	96.57



Source: Reuters, Bloomberg

Electricity Generation

	16-Jul-23	17-Jul-23
Total Energy (GWh)	39.59	46.73
Peak Demand (MW)	1,990.20	2,251.30



Source: Ceylon Electricity Board