



Real GDP Growth: 2023 Q1 -11.5%

NCPI Y-o-Y Change: May 22.1%

CCPI Y-o-Y Change: June 12.0%

Exchange Rates

(Rs. Per Unit)

14-Jul-23	TT Buying	TT Selling
USD	310.4938	324.6783
GBP	406.6831	427.3132
EUR	347.6261	366.0649
JPY	2.2788	2.3696

Indicative Rate of the USD/LKR Spot Exchange Rate



Source: Central Bank of Sri Lanka

Gold Price

12-Jul-23	13-Jul-23	14-Jul-23
USD 1,940.86	USD 1,959.65	USD 1,962.54



Source: Reuters

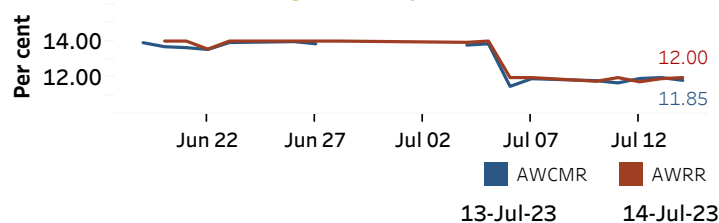
Money Market

Policy Rates: SDF Rate: 11.00%

SLF Rate: 12.00%

SRR: 4.00%

Overnight Money Market



Yield Rates of T-Bills

(per cent)

	Primary Market 12-Jul-23	Secondary Market 14-Jul-23 ^(a)
91 Day	19.08	19.24
182 Day	16.95	17.23
364 Day	14.04	-

Source: Central Bank of Sri Lanka

Overnight Liquidity (Rs. bn)	13-Jul-23	14-Jul-23
	-166.71	-55.49

Share Market

14-Jul-23

ASPI	▲	10,595.02
S&P SL20	▲	3,106.77

Daily Turnover

Rs.2,709.81 mn

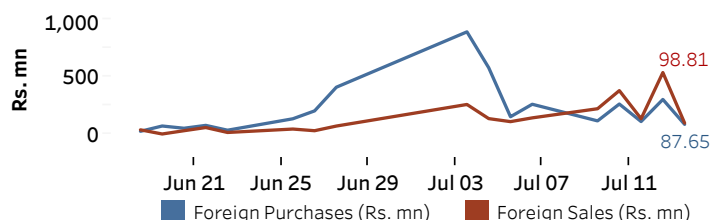
Market Capitalisation

Rs. 4,328.00 bn

PE Ratio

5.6

Foreign Purchases and Sales

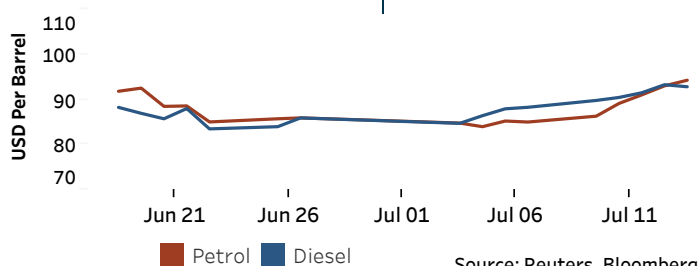


Source: Colombo Stock Exchange

Energy

Petroleum Products (USD per Barrel)

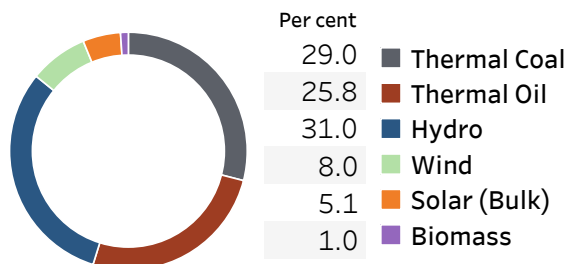
Crude Oil			Refined (Singapore Platts)		
17-Jul-23 ^(b)			14-Jul-23		
Brent	WTI	OPEC	Petrol	Diesel	Kerosene
79.29	74.89	81.53	94.25	92.80	98.04



Source: Reuters, Bloomberg

Electricity Generation

	13-Jul-23	14-Jul-23
Total Energy (GWh)	46.12	45.71
Peak Demand (MW)	2,173.50	2,192.10



Source: Ceylon Electricity Board