



Real GDP Growth: 2023 Q1 -11.5%

NCPI Y-o-Y Change: May 22.1%

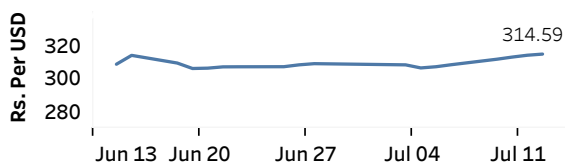
CCPI Y-o-Y Change: June 12.0%

### Exchange Rates

(Rs. Per Unit)

13-Jul-23	TT Buying	TT Selling
USD	308.1626	321.8765
GBP	399.5335	420.0118
EUR	341.9239	360.2418
JPY	2.2163	2.3343

#### Indicative Rate of the USD/LKR Spot Exchange Rate



Source: Central Bank of Sri Lanka

### Gold Price

11-Jul-23	12-Jul-23	13-Jul-23
USD 1,926.98	USD 1,940.86	USD 1,959.65



Source: Reuters

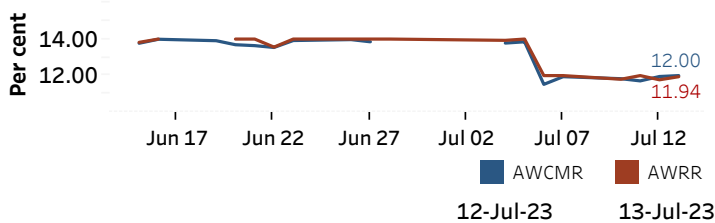
### Money Market

Policy Rates: SDF Rate: 11.00%

SLF Rate: 12.00%

SRR: 4.00%

#### Overnight Money Market



Overnight Liquidity (Rs. bn)	12-Jul-23	13-Jul-23
	-175.54	-166.71

#### Yield Rates of T-Bills

(per cent)

	Primary Market 12-Jul-23	Secondary Market 13-Jul-23 <sup>(a)</sup>
--	-----------------------------	--

91 Day	19.08	19.70
182 Day	16.95	-
364 Day	14.04	-

Source: Central Bank of Sri Lanka

### Share Market

13-Jul-23

ASPI	▲	10,491.52
S&P SL20	▼	3,058.32

#### Daily Turnover

Rs. 5,096.73 mn

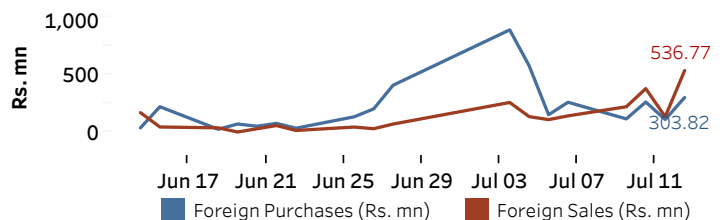
#### Market Capitalisation

Rs. 4,300.72 bn

#### PE Ratio

5.5

#### Foreign Purchases and Sales

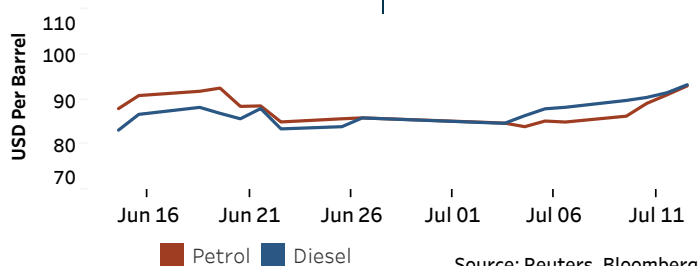


Source: Colombo Stock Exchange

### Energy

#### Petroleum Products (USD per Barrel)

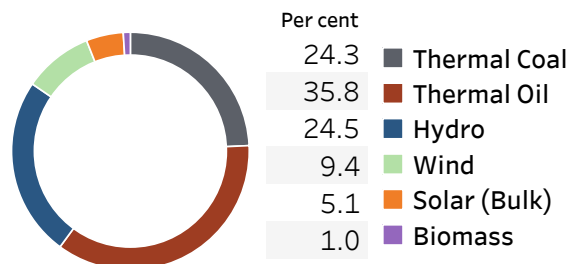
Crude Oil			Refined (Singapore Platts)		
14-Jul-23 <sup>(b)</sup>	12-Jul-23	13-Jul-23	12-Jul-23	13-Jul-23	13-Jul-23
Brent	WTI	OPEC	Petrol	Diesel	Kerosene
81.54	77.12	80.63	93.00	93.25	98.05



Source: Reuters, Bloomberg

#### Electricity Generation

	12-Jul-23	13-Jul-23
Total Energy (GWh)	46.11	46.12
Peak Demand (MW)	2,208.10	2,173.50



Source: Ceylon Electricity Board