



Real GDP Growth: 2023 Q1 -11.5%

NCPI Y-o-Y Change: May 22.1%

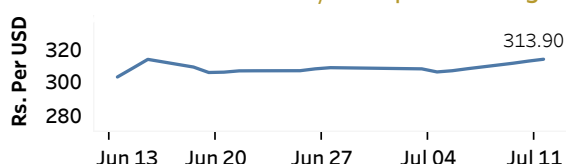
CCPI Y-o-Y Change: June 12.0%

Exchange Rates

(Rs. Per Unit)

12-Jul-23	TT Buying	TT Selling
USD	306.1518	320.6817
GBP	396.5362	416.5925
EUR	337.0110	355.0798
JPY	2.1885	2.3048

Indicative Rate of the USD/LKR Spot Exchange Rate



Source: Central Bank of Sri Lanka

Gold Price

10-Jul-23	11-Jul-23	12-Jul-23
USD 1,924.65	USD 1,926.98	USD 1,940.86



Source: Reuters

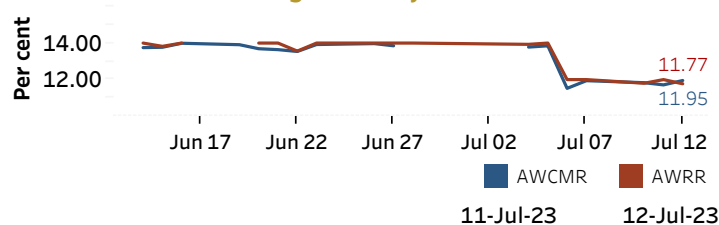
Money Market

Policy Rates: SDF Rate: 11.00%

SLF Rate: 12.00%

SRR: 4.00%

Overnight Money Market



Overnight Liquidity (Rs. bn)	11-Jul-23	12-Jul-23
	-179.62	-175.54

Yield Rates of T-Bills

(per cent)

	Primary Market 12-Jul-23	Secondary Market 12-Jul-23 ^(a)
91 Day	19.08	19.01
182 Day	16.95	16.50
364 Day	14.04	14.06

Source: Central Bank of Sri Lanka

Share Market

12-Jul-23

ASPI	▲	10,489.98
S&P SL20	▲	3,060.50

Daily Turnover

Rs.3,058.01 mn

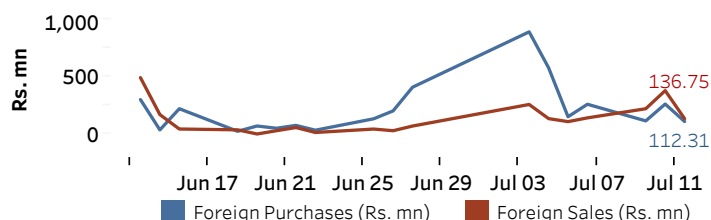
Market Capitalisation

Rs. 4,302.18 bn

PE Ratio

5.5

Foreign Purchases and Sales

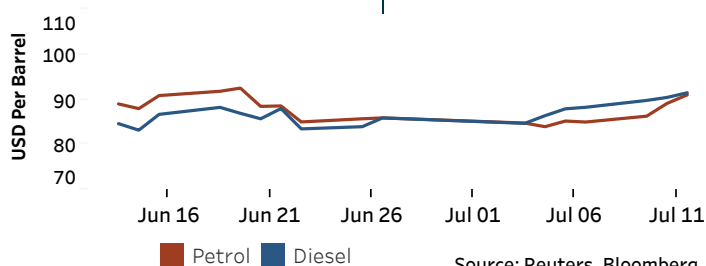


Source: Colombo Stock Exchange

Energy

Petroleum Products (USD per Barrel)

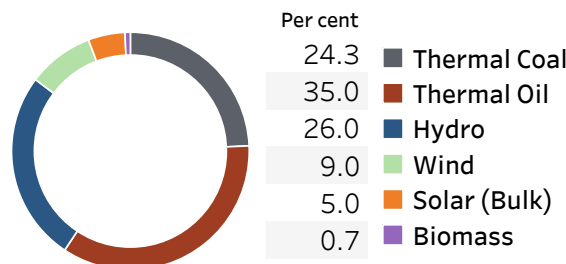
Crude Oil			Refined (Singapore Platts)		
13-Jul-23 ^(b)			12-Jul-23		
Brent	WTI	OPEC	Petrol	Diesel	Kerosene
80.28	75.86	79.67	91.00	91.47	96.64



Source: Reuters, Bloomberg

Electricity Generation

	11-Jul-23	12-Jul-23
Total Energy (GWh)	45.75	46.11
Peak Demand (MW)	2,162.60	2,208.10



Source: Ceylon Electricity Board