



Real GDP Growth: 2023 Q1 -11.5%

NCPI Y-o-Y Change: May 22.1%

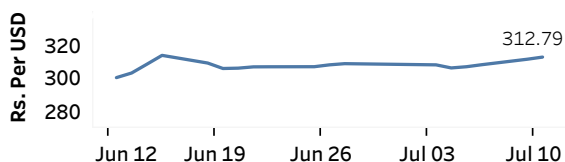
CCPI Y-o-Y Change: June 12.0%

Exchange Rates

(Rs. Per Unit)

11-Jul-23	TT Buying	TT Selling
USD	305.1317	319.3229
GBP	391.5044	412.0644
EUR	335.0428	353.1223
JPY	2.1606	2.2746

Indicative Rate of the USD/LKR Spot Exchange Rate



Source: Central Bank of Sri Lanka

Gold Price

07-Jul-23	10-Jul-23	11-Jul-23
USD 1,910.59	USD 1,924.65	USD 1,926.98



Source: Reuters

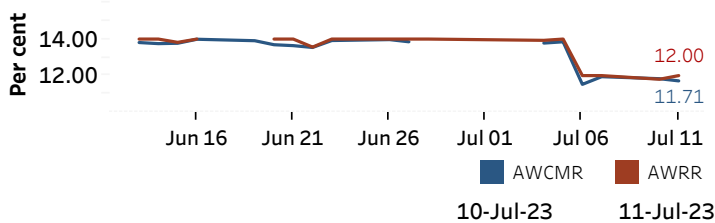
Money Market

Policy Rates: SDF Rate: 11.00%

SLF Rate: 12.00%

SRR: 4.00%

Overnight Money Market



Overnight Liquidity (Rs. bn)	10-Jul-23	11-Jul-23
	-167.77	-179.62

Yield Rates of T-Bills

(per cent)

	Primary Market 05-Jul-23	Secondary Market 11-Jul-23 ^(a)
91 Day	17.79	-
182 Day	15.93	-
364 Day	13.86	14.50

Source: Central Bank of Sri Lanka

Share Market

11-Jul-23

ASPI	▲	10,315.81
S&P SL20	▼	3,003.50

Daily Turnover

Rs.2,665.63 mn

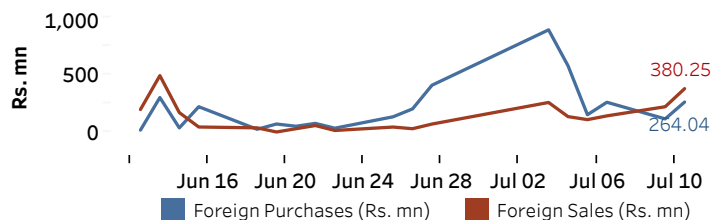
Market Capitalisation

Rs. 4,236.23 bn

PE Ratio

5.5

Foreign Purchases and Sales

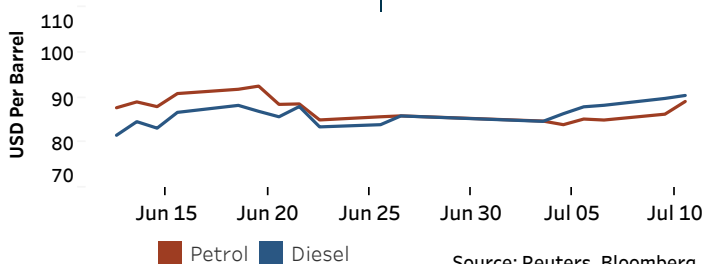


Source: Colombo Stock Exchange

Energy

Petroleum Products (USD per Barrel)

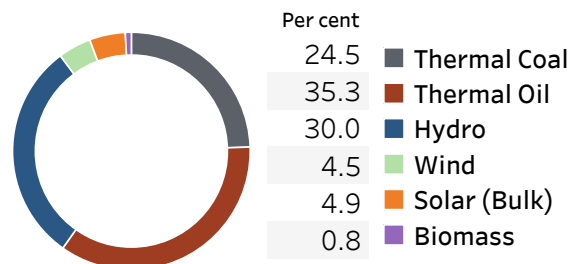
Crude Oil			Refined (Singapore Platts)		
12-Jul-23 ^(b)			11-Jul-23		
Brent	WTI	OPEC	Petrol	Diesel	Kerosene
79.61	75.04	79.09	89.10	90.43	95.71



Source: Reuters, Bloomberg

Electricity Generation

	10-Jul-23	11-Jul-23
Total Energy (GWh)	44.77	45.75
Peak Demand (MW)	2,132.00	2,162.60



Source: Ceylon Electricity Board