



Real GDP Growth: 2023 Q1 -11.5%

NCPI Y-o-Y Change: May 22.1%

CCPI Y-o-Y Change: June 12.0%

Exchange Rates

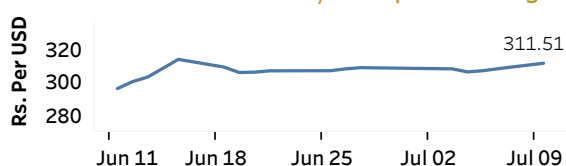
(Rs. Per Unit)

10-Jul-23	TT Buying	TT Selling
USD	304.0216	318.2388
GBP	388.3071	408.9209
EUR	331.6056	350.0370
JPY	2.1241	2.2376

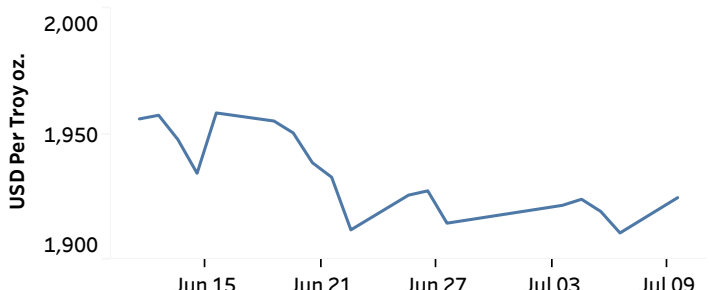
Gold Price

06-Jul-23	07-Jul-23	10-Jul-23
USD 1,919.15	USD 1,910.59	USD 1,924.65

Indicative Rate of the USD/LKR Spot Exchange Rate



Source: Central Bank of Sri Lanka



Source: Reuters

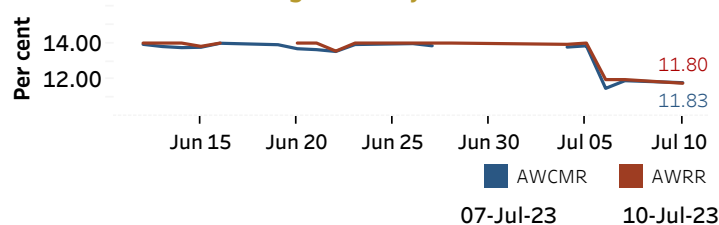
Money Market

Policy Rates: SDF Rate: 11.00%

SLF Rate: 12.00%

SRR: 4.00%

Overnight Money Market



Yield Rates of T-Bills

(per cent)

	Primary Market 05-Jul-23	Secondary Market 10-Jul-23 ^(a)
91 Day	17.79	18.29
182 Day	15.93	-
364 Day	13.86	-

Source: Central Bank of Sri Lanka

Overnight Liquidity (Rs. bn)	07-Jul-23	10-Jul-23
	-105.94	-167.77

Share Market

10-Jul-23

ASPI	▲	10,311.25
S&P SL20	▼	3,003.96

Daily Turnover

Rs.2,131.23 mn

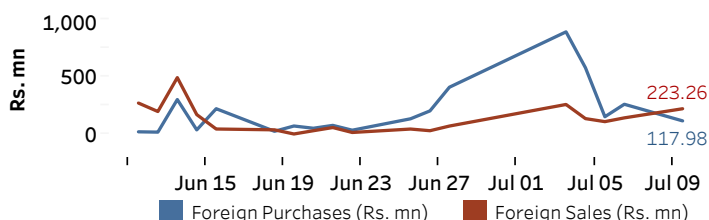
Market Capitalisation

Rs. 4,235.14 bn

PE Ratio

5.5

Foreign Purchases and Sales

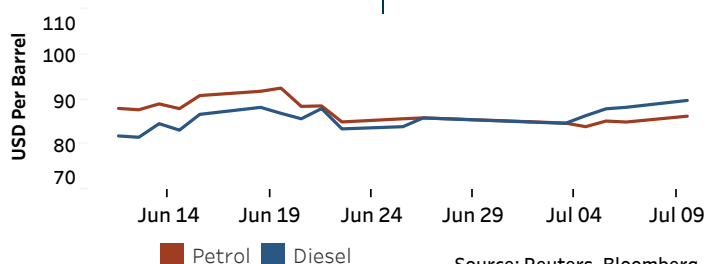


Source: Colombo Stock Exchange

Energy

Petroleum Products (USD per Barrel)

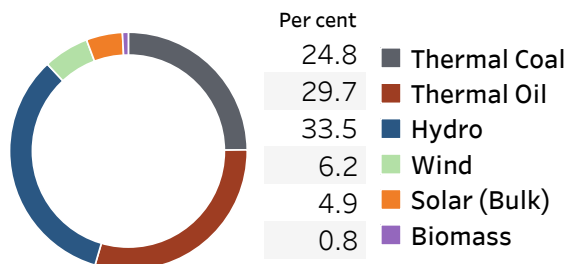
Crude Oil			Refined (Singapore Platts)		
11-Jul-23 ^(b)			10-Jul-23		
Brent	WTI	OPEC	Petrol	Diesel	Kerosene
78.03	73.39	78.43	86.28	89.77	94.67



Source: Reuters, Bloomberg

Electricity Generation

	09-Jul-23	10-Jul-23
Total Energy (GWh)	36.71	44.77
Peak Demand (MW)	1,932.60	2,132.00



Source: Ceylon Electricity Board