



Real GDP Growth: 2023 Q1 -11.5%

NCPI Y-o-Y Change: May 22.1%

CCPI Y-o-Y Change: June 12.0%

Exchange Rates

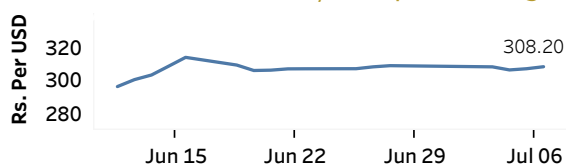
(Rs. Per Unit)

07-Jul-23	TT Buying	TT Selling
USD	302.6459	317.0914
GBP	384.4902	404.8028
EUR	328.2758	346.6968
JPY	2.0959	2.2120

Gold Price

05-Jul-23	06-Jul-23	07-Jul-23
USD 1,924.00	USD 1,919.15	USD 1,910.59

Indicative Rate of the USD/LKR Spot Exchange Rate



Source: Central Bank of Sri Lanka



Source: Reuters

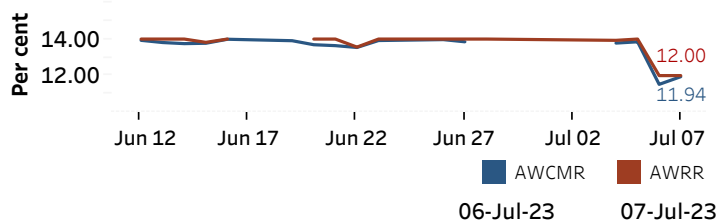
Money Market

Policy Rates: SDF Rate: 11.00%

SLF Rate: 12.00%

SRR: 4.00%

Overnight Money Market



Yield Rates of T-Bills

(per cent)

	Primary Market 05-Jul-23	Secondary Market 07-Jul-23 ^(a)
91 Day	17.79	17.26
182 Day	15.93	15.51
364 Day	13.86	-

Source: Central Bank of Sri Lanka

Overnight Liquidity (Rs. bn)

-272.77

-105.94

Share Market

07-Jul-23

ASPI ▲ 10,301.96
S&P SL20 ▲ 3,022.38

Daily Turnover

Rs.3,021.24 mn

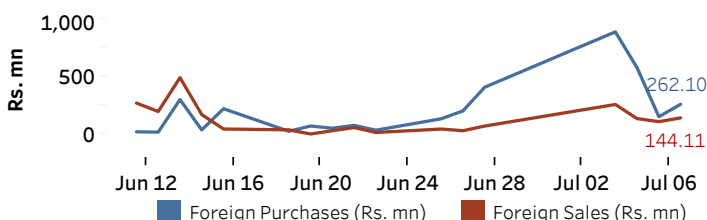
Market Capitalisation

Rs. 4,229.97 bn

PE Ratio

5.4

Foreign Purchases and Sales

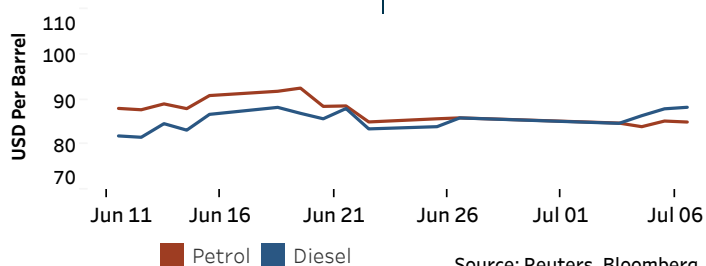


Source: Colombo Stock Exchange

Energy

Petroleum Products (USD per Barrel)

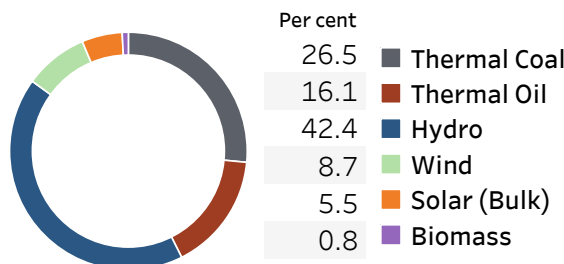
Crude Oil			Refined (Singapore Platts)		
10-Jul-23 ^(b)			07-Jul-23		
Brent	WTI	OPEC	Petrol	Diesel	Kerosene
78.36	73.70	77.56	84.98	88.25	93.33



Source: Reuters, Bloomberg

Electricity Generation

	06-Jul-23	07-Jul-23
Total Energy (GWh)	41.31	41.30
Peak Demand (MW)	2,087.10	2,041.50



Source: Ceylon Electricity Board