



Real GDP Growth: 2023 Q1 -11.5%

NCPI Y-o-Y Change: May 22.1%

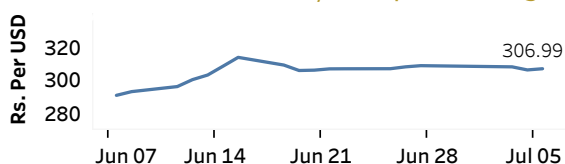
CCPI Y-o-Y Change: June 12.0%

Exchange Rates

(Rs. Per Unit)

06-Jul-23	TT Buying	TT Selling
USD	300.0054	315.1016
GBP	380.3842	401.1871
EUR	324.4139	343.1959
JPY	2.0732	2.1908

Indicative Rate of the USD/LKR Spot Exchange Rate



Source: Central Bank of Sri Lanka

Gold Price



Source: Reuters

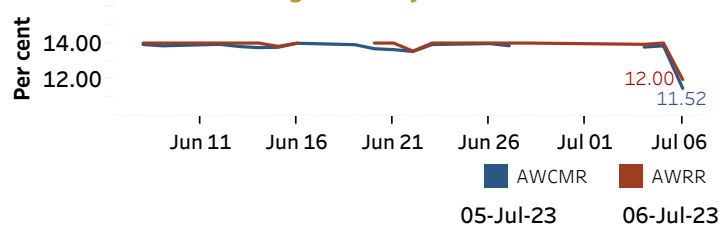
Money Market

Policy Rates: SDF Rate: 11.00%

SLF Rate: 12.00%

SRR: 4.00%

Overnight Money Market



Yield Rates of T-Bills

(per cent)

	Primary Market 05-Jul-23	Secondary Market 06-Jul-23 ^(a)
91 Day	17.79	17.30
182 Day	15.93	15.89
364 Day	13.86	13.96

Source: Central Bank of Sri Lanka

Overnight Liquidity (Rs. bn)

-232.52

-272.77

Share Market

06-Jul-23

ASPI ▲ 10,194.47
S&P SL20 ▼ 3,002.53

Daily Turnover

Rs. 3,228.66 mn

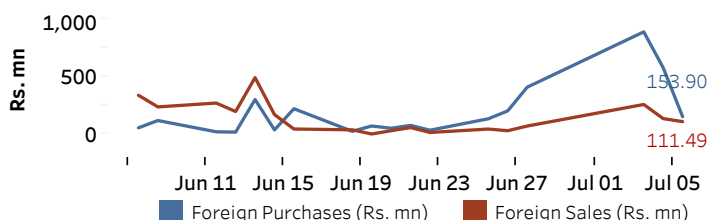
Market Capitalisation

Rs. 4,183.92 bn

PE Ratio

5.4

Foreign Purchases and Sales

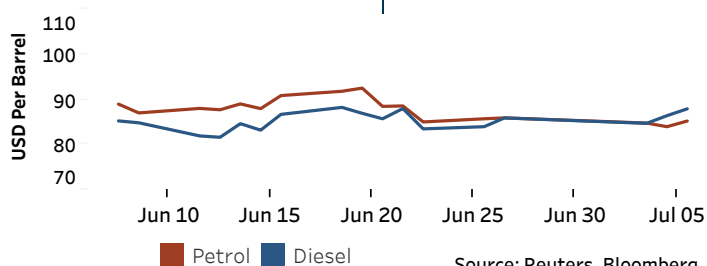


Source: Colombo Stock Exchange

Energy

Petroleum Products (USD per Barrel)

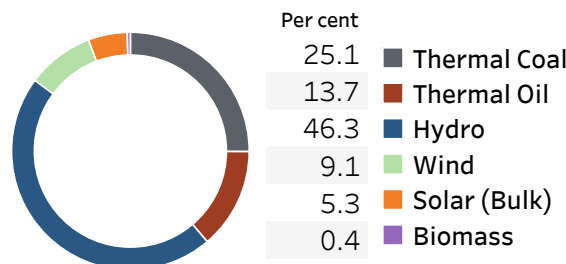
Crude Oil			Refined (Singapore Platts)		
07-Jul-23 ^(b)	05-Jul-23	06-Jul-23	05-Jul-23	06-Jul-23	06-Jul-23
Brent	WTI	OPEC	Petrol	Diesel	Kerosene
76.46	71.74	76.60	85.20	87.91	92.85



Source: Reuters, Bloomberg

Electricity Generation

	05-Jul-23	06-Jul-23
Total Energy (GWh)	40.88	41.31
Peak Demand (MW)	1,911.30	2,087.10



Source: Ceylon Electricity Board