



Real GDP Growth: 2023 Q1 -11.5%

NCPI Y-o-Y Change: May 22.1%

CCPI Y-o-Y Change: June 12.0%

### Exchange Rates

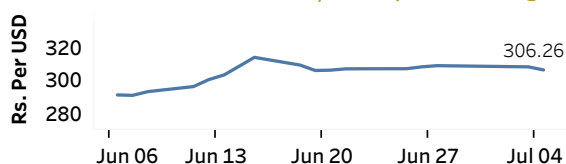
(Rs. Per Unit)

05-Jul-23	TT Buying	TT Selling
USD	298.8980	313.6680
GBP	379.0665	399.8806
EUR	324.4317	342.9584
JPY	2.0630	2.1794

### Gold Price

28-Jun-23	04-Jul-23	05-Jul-23
USD 1,914.49	USD 1,921.58	USD 1,924.00

#### Indicative Rate of the USD/LKR Spot Exchange Rate



Source: Central Bank of Sri Lanka



Source: Reuters

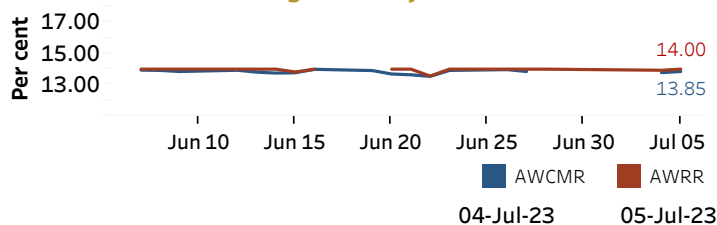
### Money Market

Policy Rates: SDF Rate: 13.00%

SLF Rate: 14.00%

SRR: 4.00%

#### Overnight Money Market



#### Yield Rates of T-Bills

(per cent)

	Primary Market	Secondary Market
	05-Jul-23	05-Jul-23 <sup>(a)</sup>

91 Day	17.79	17.84
182 Day	15.93	17.03
364 Day	13.86	14.25

Source: Central Bank of Sri Lanka

Overnight Liquidity (Rs. bn)	04-Jul-23	05-Jul-23
	-177.49	-232.52

### Share Market

05-Jul-23

ASPI	▲	10,176.13
S&P SL20	▲	3,013.37

#### Daily Turnover

Rs.4,945.79 mn

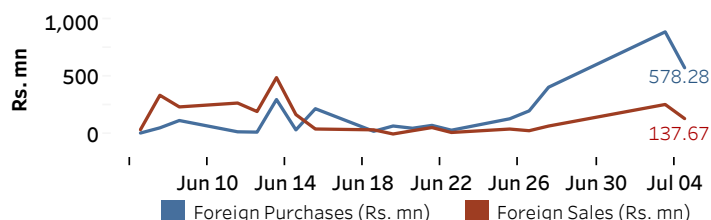
Market Capitalisation

Rs. 4,168.67 bn

PE Ratio

5.4

#### Foreign Purchases and Sales

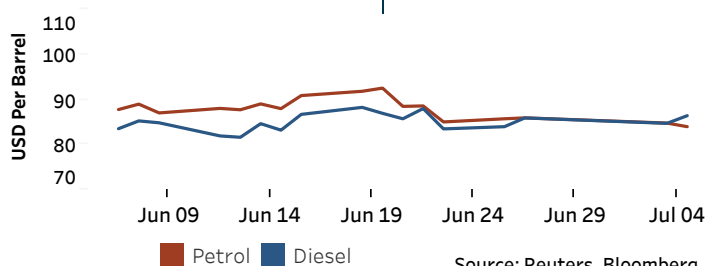


Source: Colombo Stock Exchange

### Energy

#### Petroleum Products (USD per Barrel)

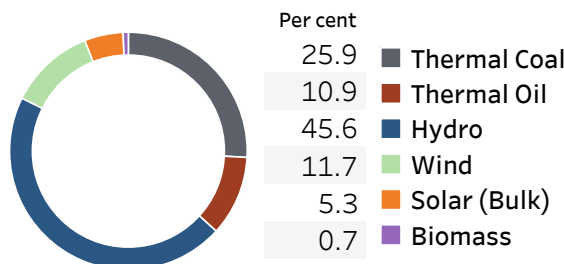
Crude Oil			Refined (Singapore Platts)		
06-Jul-23 <sup>(b)</sup>	04-Jul-23		05-Jul-23		
Brent	WTI	OPEC	Petrol	Diesel	Kerosene
76.63	71.90	76.18	83.95	86.39	91.63



Source: Reuters, Bloomberg

#### Electricity Generation

	04-Jul-23	05-Jul-23
Total Energy (GWh)	40.98	40.88
Peak Demand (MW)	1,978.00	1,911.30



Source: Ceylon Electricity Board

(a) Based on actual transactions above Rs. 50 mn reported up to 4.00 PM

(b) Updated at 8.00 AM