



Real GDP Growth: 2023 Q1 -11.5%

NCPI Y-o-Y Change: May 22.1%

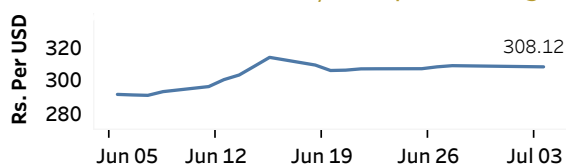
CCPI Y-o-Y Change: June 12.0%

### Exchange Rates

(Rs. Per Unit)

04-Jul-23	TT Buying	TT Selling
USD	299.8709	314.9879
GBP	379.8770	400.7031
EUR	326.2716	344.9700
JPY	2.0696	2.1863

#### Indicative Rate of the USD/LKR Spot Exchange Rate



Source: Central Bank of Sri Lanka

### Gold Price

27-Jun-23	28-Jun-23	04-Jul-23
USD 1,927.35	USD 1,914.49	USD 1,921.58



Source: Reuters

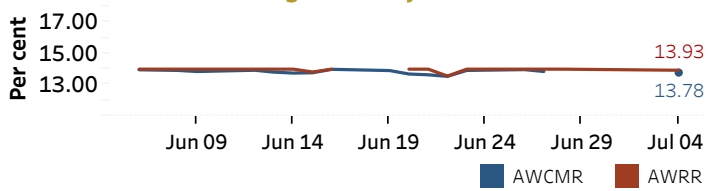
### Money Market

Policy Rates: SDF Rate: 13.00%

SLF Rate: 14.00%

SRR: 4.00%

#### Overnight Money Market



#### Yield Rates of T-Bills

(per cent)

	Primary Market 27-Jun-23	Secondary Market 04-Jul-23 <sup>(a)</sup>
91 Day	23.00	-
182 Day	19.49	-
364 Day	16.99	-

Source: Central Bank of Sri Lanka

Overnight Liquidity (Rs. bn)	28-Jun-23	04-Jul-23
	-55.15	-177.49

### Share Market

04-Jul-23

ASPI	▲	10,076.64
S&P SL20	▲	2,973.12

#### Daily Turnover

Rs. 7,288.16 mn

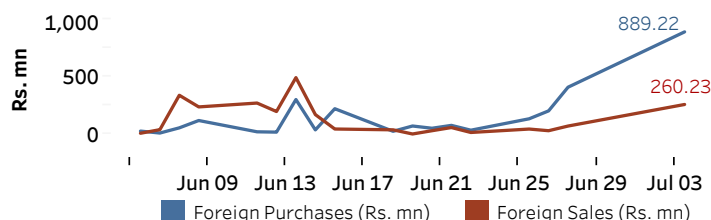
Market Capitalisation

Rs. 4,128.65 bn

PE Ratio

5.3

#### Foreign Purchases and Sales

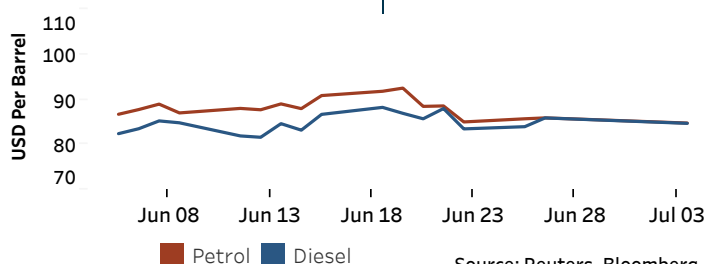


Source: Colombo Stock Exchange

### Energy

#### Petroleum Products (USD per Barrel)

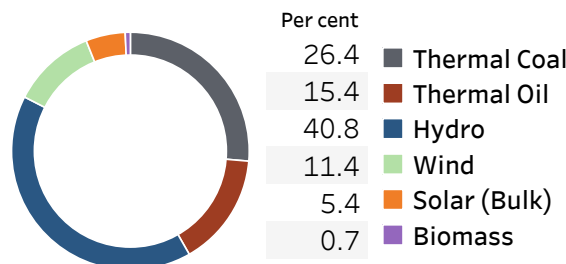
Crude Oil			Refined (Singapore Platts)		
05-Jul-23 <sup>(b)</sup>	28-Jun-23	04-Jul-23	04-Jul-23		
Brent	WTI	OPEC	Petrol	Diesel	Kerosene
76.04	71.07	74.38	84.75	84.69	90.10



Source: Reuters, Bloomberg

#### Electricity Generation

	03-Jul-23	04-Jul-23
Total Energy (GWh)	34.47	40.98
Peak Demand (MW)	1,686.70	1,978.00



Source: Ceylon Electricity Board