



Real GDP Growth: 2023 Q1 -11.5%

NCPI Y-o-Y Change: May 22.1%

CCPI Y-o-Y Change: June 12.0%

### Exchange Rates

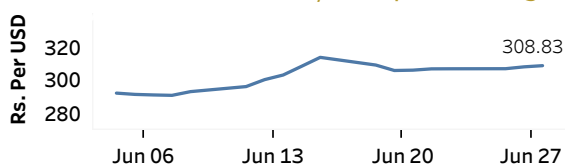
(Rs. Per Unit)

28-Jun-23	TT Buying	TT Selling
USD	301.1590	316.6728
GBP	383.0155	403.3282
EUR	328.7852	347.5262
JPY	2.0891	2.2057

### Gold Price

26-Jun-23	27-Jun-23	28-Jun-23
USD 1,925.65	USD 1,927.35	USD 1,914.49

#### Indicative Rate of the USD/LKR Spot Exchange Rate



Source: Central Bank of Sri Lanka



Source: Reuters

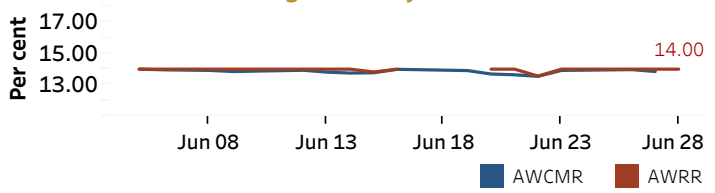
### Money Market

Policy Rates: SDF Rate: 13.00%

SLF Rate: 14.00%

SRR: 4.00%

#### Overnight Money Market



#### Yield Rates of T-Bills

(per cent)

	Primary Market 27-Jun-23	Secondary Market 28-Jun-23 <sup>(a)</sup>
91 Day	23.00	22.41
182 Day	19.49	19.25
364 Day	16.99	16.93

Source: Central Bank of Sri Lanka

Overnight Liquidity (Rs. bn)	27-Jun-23	28-Jun-23
	-179.74	-55.15

### Share Market

28-Jun-23

ASPI	▲	9,442.95
S&P SL20	▲	2,713.65

#### Daily Turnover

Rs. 2,265.30 mn

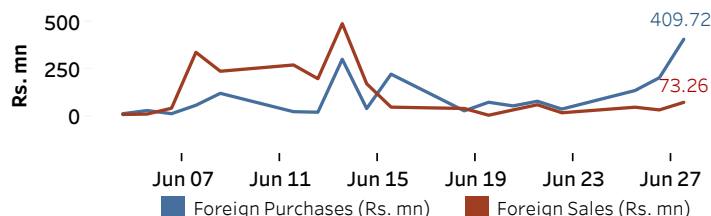
Market Capitalisation

Rs. 3,901.28 bn

PE Ratio

5.0

#### Foreign Purchases and Sales

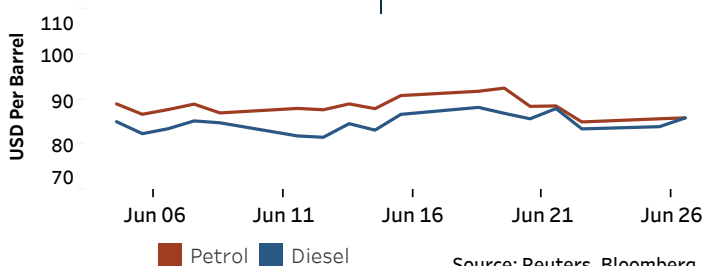


Source: Colombo Stock Exchange

### Energy

#### Petroleum Products (USD per Barrel)

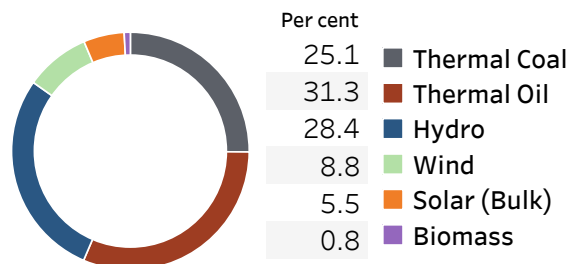
Crude Oil			Refined (Singapore Platts)		
04-Jul-23 <sup>(b)</sup>	28-Jun-23		27-Jun-23		
Brent	WTI	OPEC	Petrol	Diesel	Kerosene
74.80	69.99	74.38	85.90	85.89	90.88



Source: Reuters, Bloomberg

#### Electricity Generation

	27-Jun-23	28-Jun-23
Total Energy (GWh)	45.62	44.89
Peak Demand (MW)	2,117.90	2,110.60



Source: Ceylon Electricity Board