



Real GDP Growth: 2023 Q1 -11.5%

NCPI Y-o-Y Change: May 22.1%

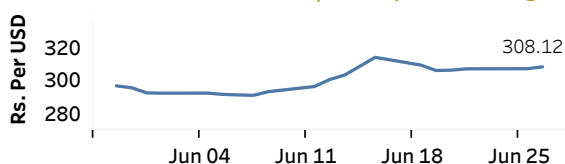
CCPI Y-o-Y Change: May 25.2%

### Exchange Rates

(Rs. Per Unit)

27-Jun-23	TT Buying	TT Selling
USD	301.3255	316.7243
GBP	382.8375	403.5236
EUR	328.4622	346.8894
JPY	2.0968	2.2153

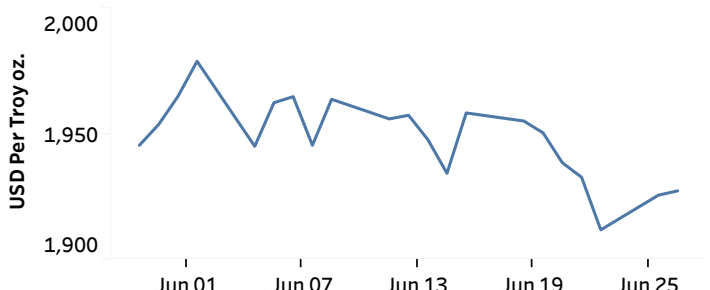
#### Indicative Rate of the USD/LKR Spot Exchange Rate



Source: Central Bank of Sri Lanka

### Gold Price

23-Jun-23	26-Jun-23	27-Jun-23
USD 1,911.82	USD 1,925.65	USD 1,927.35



Source: Reuters

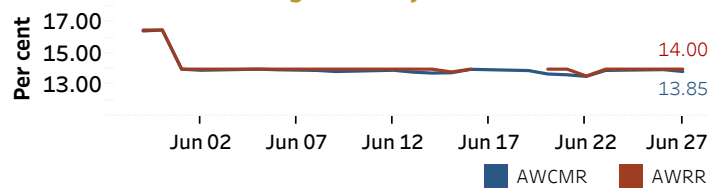
### Money Market

Policy Rates: SDF Rate: 13.00%

SLF Rate: 14.00%

SRR: 4.00%

#### Overnight Money Market



#### Yield Rates of T-Bills

(per cent)

	Primary Market 27-Jun-23	Secondary Market 27-Jun-23 <sup>(a)</sup>
91 Day	23.00	22.34
182 Day	19.49	19.65
364 Day	16.99	17.35

Source: Central Bank of Sri Lanka

Overnight Liquidity (Rs. bn)	26-Jun-23	27-Jun-23
	-239.54	-179.74

### Share Market

27-Jun-23

ASPI	▼	9,368.91
S&P SL20	▼	2,694.92

#### Daily Turnover

Rs.1,447.30 mn

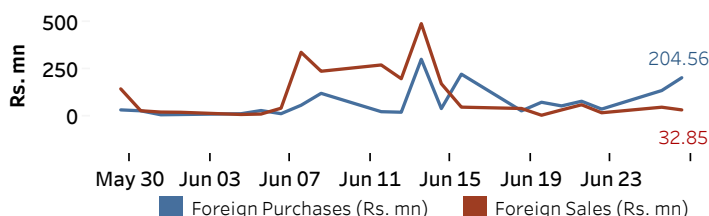
Market Capitalisation

Rs. 3,872.06 bn

PE Ratio

5.0

#### Foreign Purchases and Sales

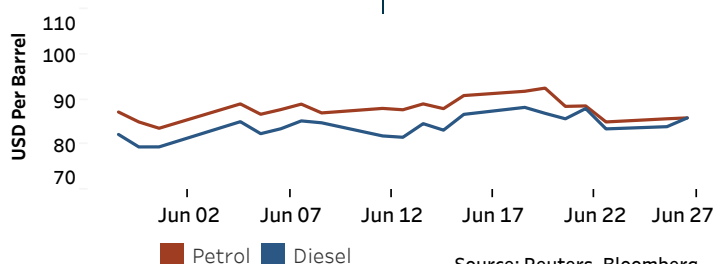


Source: Colombo Stock Exchange

### Energy

#### Petroleum Products (USD per Barrel)

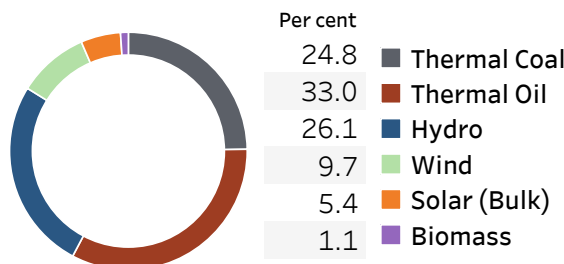
Crude Oil			Refined (Singapore Platts)		
28-Jun-23 <sup>(b)</sup>	26-Jun-23	27-Jun-23	Petrol	Diesel	Kerosene
Brent	WTI	OPEC	85.90	85.89	90.88
72.37	67.76	74.65			



Source: Reuters, Bloomberg

#### Electricity Generation

	26-Jun-23	27-Jun-23
Total Energy (GWh)	44.74	45.62
Peak Demand (MW)	2,148.40	2,117.90



Source: Ceylon Electricity Board