



Real GDP Growth: 2023 Q1 -11.5%

NCPI Y-o-Y Change: May 22.1%

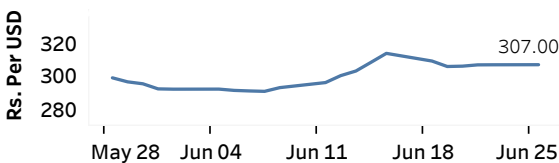
CCPI Y-o-Y Change: May 25.2%

Exchange Rates

(Rs. Per Unit)

26-Jun-23	TT Buying	TT Selling
USD	299.8333	314.9261
GBP	380.7456	401.9660
EUR	325.9044	344.7178
JPY	2.0833	2.2030

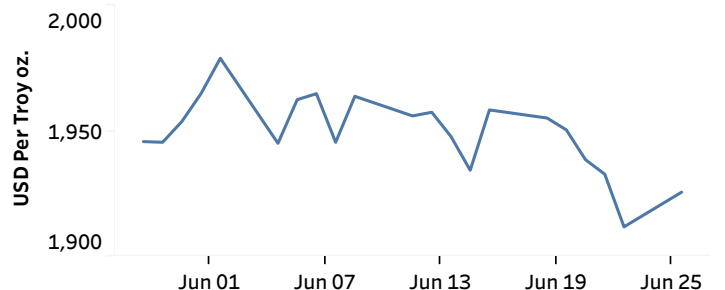
Indicative Rate of the USD/LKR Spot Exchange Rate



Source: Central Bank of Sri Lanka

Gold Price

22-Jun-23	23-Jun-23	26-Jun-23
USD 1,932.79	USD 1,911.82	USD 1,925.65



Source: Reuters

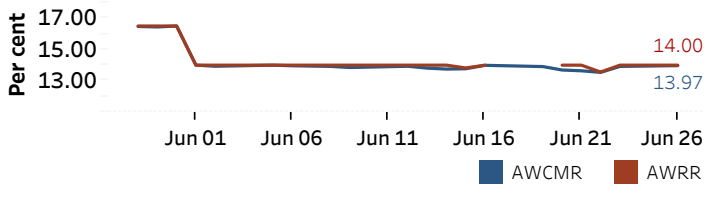
Money Market

Policy Rates: SDF Rate: 13.00%

SLF Rate: 14.00%

SRR: 4.00%

Overnight Money Market



Yield Rates of T-Bills

(per cent)

	Primary Market 21-Jun-23	Secondary Market 26-Jun-23 ^(a)
91 Day	23.00	-
182 Day	19.49	19.82
364 Day	16.99	17.34

Source: Central Bank of Sri Lanka

Overnight Liquidity (Rs. bn)	23-Jun-23	26-Jun-23
	-10.02	-239.54

Share Market

26-Jun-23

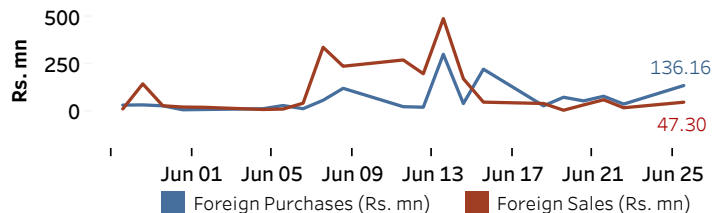
ASPI	▲	9,434.26
S&P SL20	▲	2,714.86

Daily Turnover

Rs.2,234.56 mn

Market Capitalisation	PE Ratio
Rs. 3,901.17 bn	5.0

Foreign Purchases and Sales

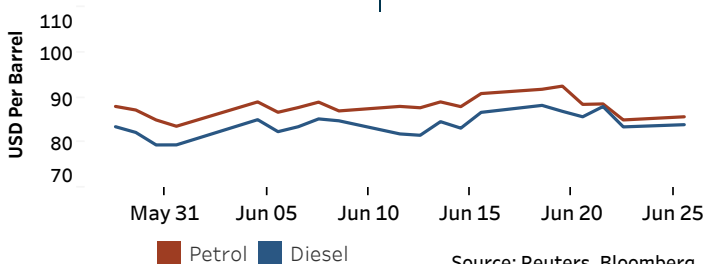


Source: Colombo Stock Exchange

Energy

Petroleum Products (USD per Barrel)

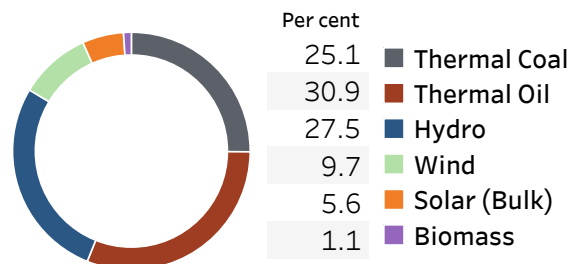
Crude Oil			Refined (Singapore Platts)		
27-Jun-23 ^(b)			26-Jun-23		
Brent	WTI	OPEC	Petrol	Diesel	Kerosene
74.28	69.46	74.14	85.70	83.95	89.34



Source: Reuters, Bloomberg

Electricity Generation

	25-Jun-23	26-Jun-23
Total Energy (GWh)	39.66	44.74
Peak Demand (MW)	1,864.10	2,148.40



Source: Ceylon Electricity Board