



Real GDP Growth: 2023 Q1 -11.5%

NCPI Y-o-Y Change: May 22.1%

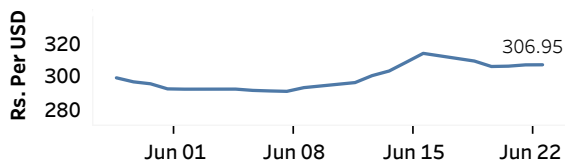
CCPI Y-o-Y Change: May 25.2%

Exchange Rates

(Rs. Per Unit)

23-Jun-23	TT Buying	TT Selling
USD	299.0378	314.3650
GBP	379.4488	400.9091
EUR	326.1043	345.1566
JPY	2.0847	2.2067

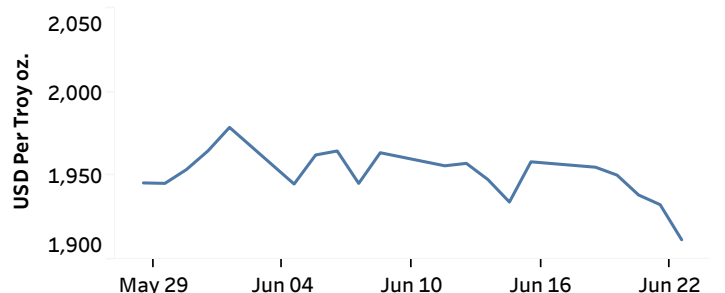
Indicative Rate of the USD/LKR Spot Exchange Rate



Source: Central Bank of Sri Lanka

Gold Price

21-Jun-23	22-Jun-23	23-Jun-23
USD 1,938.54	USD 1,932.79	USD 1,911.82



Source: Reuters

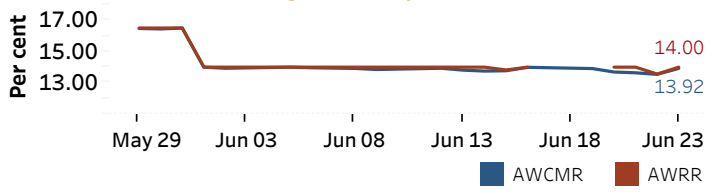
Money Market

Policy Rates: SDF Rate: 13.00%

SLF Rate: 14.00%

SRR: 4.00%

Overnight Money Market



Yield Rates of T-Bills

(per cent)

	Primary Market 21-Jun-23	Secondary Market 23-Jun-23 ^(a)
91 Day	23.00	22.66
182 Day	19.49	19.46
364 Day	16.99	16.99

Source: Central Bank of Sri Lanka

Overnight Liquidity (Rs. bn)	22-Jun-23	23-Jun-23
	-155.16	-10.02

Share Market

23-Jun-23

ASPI	▲	9,339.43
S&P SL20	▲	2,673.61

Daily Turnover

Rs.1,162.95 mn

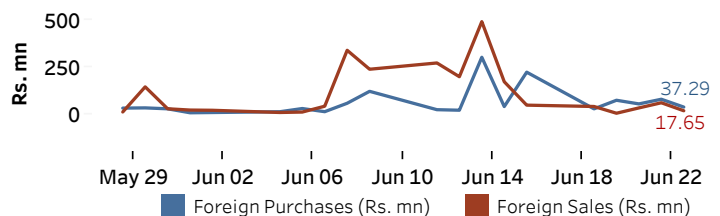
Market Capitalisation

Rs. 3,889.30 bn

PE Ratio

5.0

Foreign Purchases and Sales

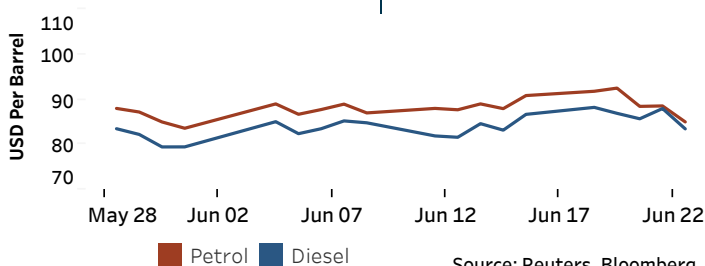


Source: Colombo Stock Exchange

Energy

Petroleum Products (USD per Barrel)

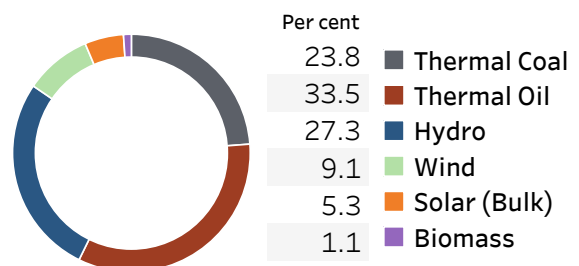
Crude Oil			Refined (Singapore Platts)		
26-Jun-23 ^(b)	22-Jun-23		23-Jun-23		
Brent	WTI	OPEC	Petrol	Diesel	Kerosene
74.12	69.43	76.83	85.00	83.46	89.10



Source: Reuters, Bloomberg

Electricity Generation

	22-Jun-23	23-Jun-23
Total Energy (GWh)	46.71	47.56
Peak Demand (MW)	2,190.10	2,158.80



Source: Ceylon Electricity Board