



Real GDP Growth: 2023 Q1 -11.5%

NCPI Y-o-Y Change: May 22.1%

CCPI Y-o-Y Change: May 25.2%

Exchange Rates

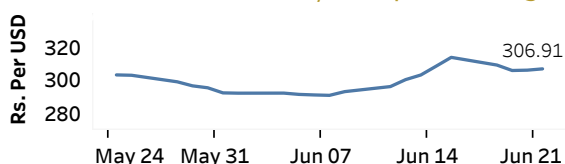
(Rs. Per Unit)

22-Jun-23	TT Buying	TT Selling
USD	298.5485	314.9630
GBP	380.2528	402.5166
EUR	327.0445	346.8606
JPY	2.1024	2.2268

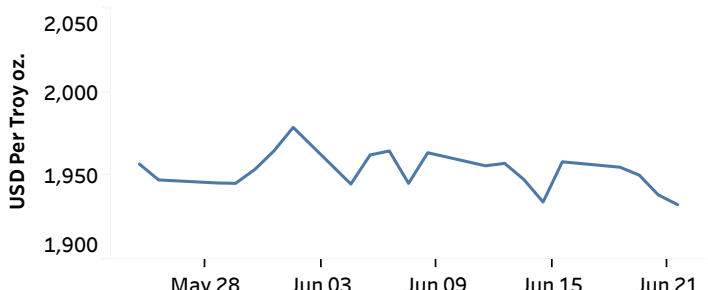
Gold Price

20-Jun-23	21-Jun-23	22-Jun-23
USD 1,950.42	USD 1,938.54	USD 1,932.79

Indicative Rate of the USD/LKR Spot Exchange Rate



Source: Central Bank of Sri Lanka



Source: Reuters

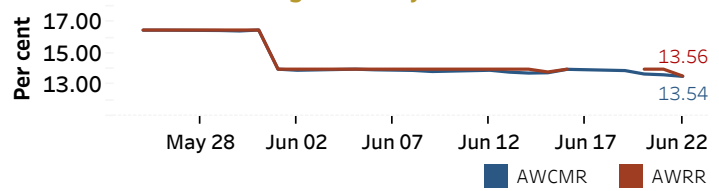
Money Market

Policy Rates: SDF Rate: 13.00%

SLF Rate: 14.00%

SRR: 4.00%

Overnight Money Market



Yield Rates of T-Bills

(per cent)

	Primary Market 21-Jun-23	Secondary Market 22-Jun-23 ^(a)
91 Day	23.00	22.44
182 Day	19.49	19.48
364 Day	16.99	16.99

Source: Central Bank of Sri Lanka

Overnight Liquidity (Rs. bn)	21-Jun-23	22-Jun-23
	-141.44	-155.16

Share Market

22-Jun-23

ASPI	▲	9,307.87
S&P SL20	▲	2,667.06

Daily Turnover

Rs.1,949.04 mn

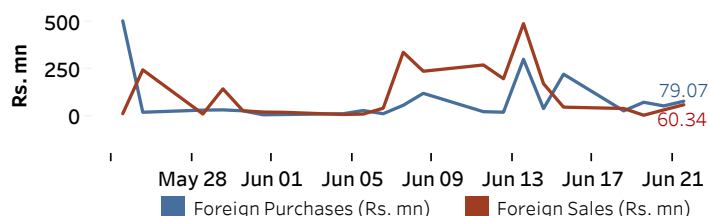
Market Capitalisation

Rs. 3,890.34 bn

PE Ratio

5.0

Foreign Purchases and Sales

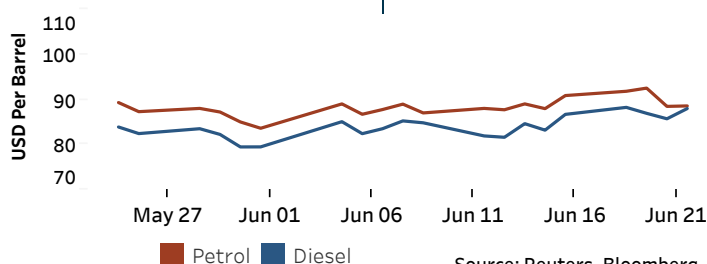


Source: Colombo Stock Exchange

Energy

Petroleum Products (USD per Barrel)

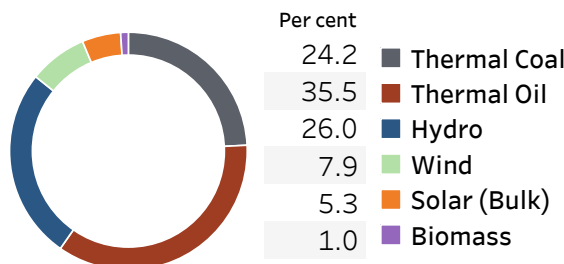
Crude Oil			Refined (Singapore Platts)		
23-Jun-23 ^(b)		21-Jun-23	22-Jun-23		
Brent	WTI	OPEC	Petrol	Diesel	Kerosene
73.92	69.21	77.24	88.55	87.97	93.48



Source: Reuters, Bloomberg

Electricity Generation

	21-Jun-23	22-Jun-23
Total Energy (GWh)	47.09	46.71
Peak Demand (MW)	2,133.70	2,190.10



Source: Ceylon Electricity Board