



Real GDP Growth: 2023 Q1 -11.5%

NCPI Y-o-Y Change: May 22.1%

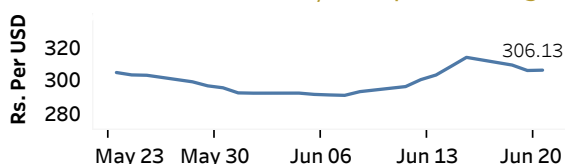
CCPI Y-o-Y Change: May 25.2%

### Exchange Rates

(Rs. Per Unit)

21-Jun-23	TT Buying	TT Selling
USD	298.4708	314.4947
GBP	379.6933	402.2360
EUR	324.4547	344.5365
JPY	2.1010	2.2276

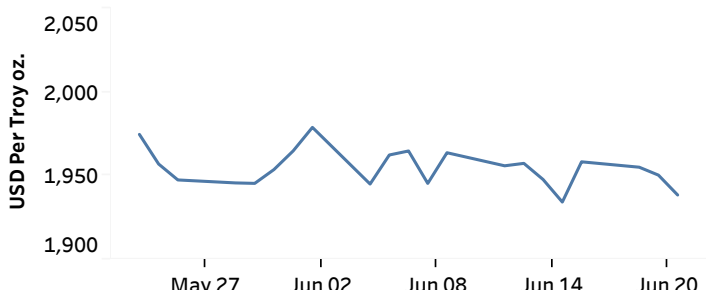
#### Indicative Rate of the USD/LKR Spot Exchange Rate



Source: Central Bank of Sri Lanka

### Gold Price

19-Jun-23	20-Jun-23	21-Jun-23
USD 1,955.15	USD 1,950.42	USD 1,938.54



Source: Reuters

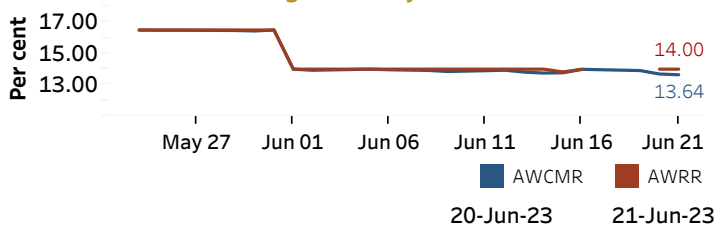
### Money Market

Policy Rates: SDF Rate: 13.00%

SLF Rate: 14.00%

SRR: 4.00%

#### Overnight Money Market



#### Yield Rates of T-Bills

(per cent)

	Primary Market 21-Jun-23	Secondary Market 21-Jun-23 <sup>(a)</sup>
91 Day	23.00	22.99
182 Day	19.49	19.44
364 Day	16.99	17.00

Source: Central Bank of Sri Lanka

Overnight Liquidity (Rs. bn)	20-Jun-23	21-Jun-23
	-147.73	-141.44

### Share Market

21-Jun-23

ASPI	▲	9,295.40
S&P SL20	▲	2,657.11

#### Daily Turnover

Rs.1,644.06 mn

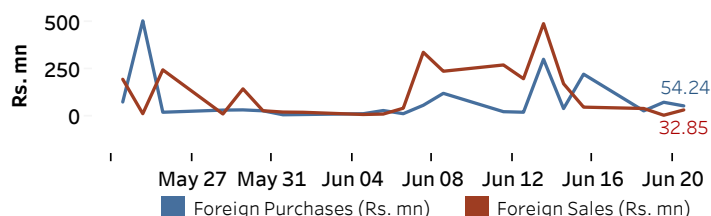
Market Capitalisation

Rs. 3,884.07 bn

PE Ratio

5.0

#### Foreign Purchases and Sales

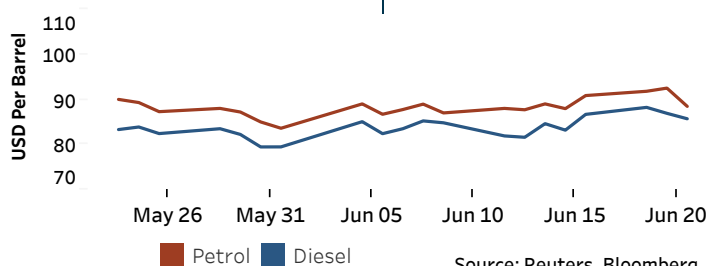


Source: Colombo Stock Exchange

### Energy

#### Petroleum Products (USD per Barrel)

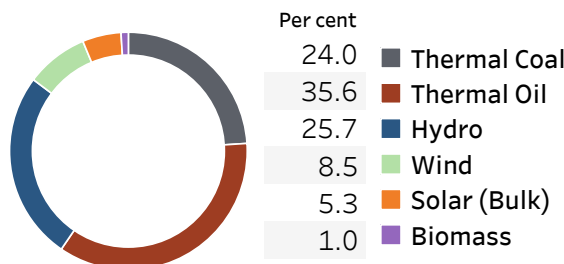
Crude Oil			Refined (Singapore Platts)		
22-Jun-23 <sup>(b)</sup>	20-Jun-23		21-Jun-23		
Brent	WTI	OPEC	Petrol	Diesel	Kerosene
77.06	72.47	76.85	88.45	85.70	91.53



Source: Reuters, Bloomberg

#### Electricity Generation

	20-Jun-23	21-Jun-23
Total Energy (GWh)	47.00	47.09
Peak Demand (MW)	2,198.60	2,133.70



Source: Ceylon Electricity Board