



Real GDP Growth: 2023 Q1 -11.5%

NCPI Y-o-Y Change: April 33.6%

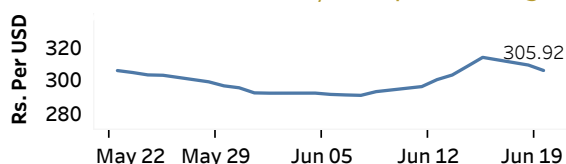
CCPI Y-o-Y Change: May 25.2%

Exchange Rates

(Rs. Per Unit)

20-Jun-23	TT Buying	TT Selling
USD	297.2877	314.3802
GBP	380.0096	403.5242
EUR	323.8327	344.8839
JPY	2.0935	2.2262

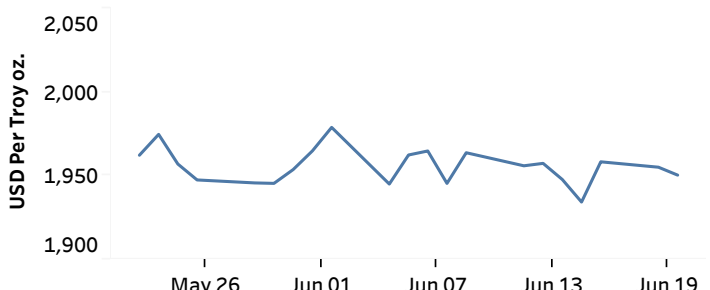
Indicative Rate of the USD/LKR Spot Exchange Rate



Source: Central Bank of Sri Lanka

Gold Price

16-Jun-23	19-Jun-23	20-Jun-23
USD 1,958.37	USD 1,955.15	USD 1,950.42



Source: Reuters

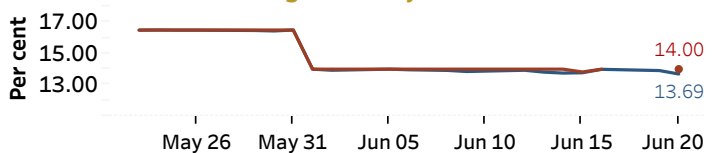
Money Market

Policy Rates: SDF Rate: 13.00%

SLF Rate: 14.00%

SRR: 4.00%

Overnight Money Market



Yield Rates of T-Bills

(per cent)

	Primary Market 14-Jun-23	Secondary Market 20-Jun-23 ^(a)
91 Day	23.16	22.22
182 Day	20.61	19.01
364 Day	18.08	17.50

Source: Central Bank of Sri Lanka

Overnight Liquidity (Rs. bn)	19-Jun-23	20-Jun-23
	-175.15	-147.73

Share Market

20-Jun-23

ASPI	▼	9,159.53
S&P SL20	▼	2,606.15

Daily Turnover

Rs.923.33 mn

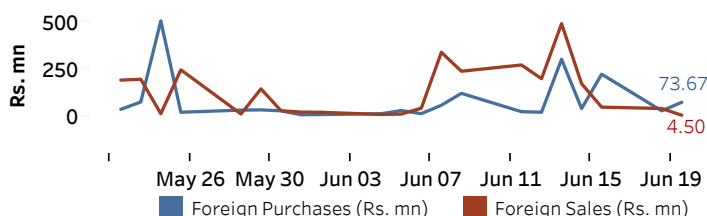
Market Capitalisation

Rs. 3,834.69 bn

PE Ratio

4.9

Foreign Purchases and Sales

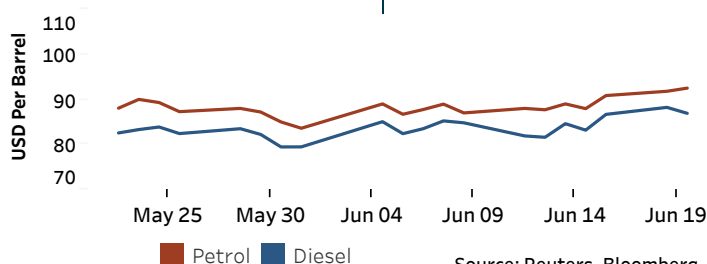


Source: Colombo Stock Exchange

Energy

Petroleum Products (USD per Barrel)

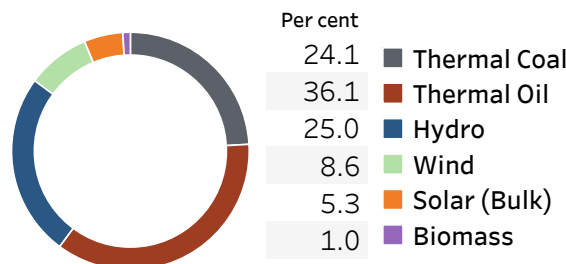
Crude Oil			Refined (Singapore Platts)		
21-Jun-23 ^(b)			20-Jun-23		
Brent	WTI	OPEC	Petrol	Diesel	Kerosene
76.04	70.50	76.49	92.50	86.91	92.86



Source: Reuters, Bloomberg

Electricity Generation

	19-Jun-23	20-Jun-23
Total Energy (GWh)	45.55	47.00
Peak Demand (MW)	2,177.00	2,198.60



Source: Ceylon Electricity Board