



Real GDP Growth: 2023 Q1 -11.5%

NCPI Y-o-Y Change: April 33.6%

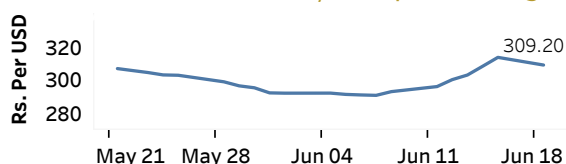
CCPI Y-o-Y Change: May 25.2%

### Exchange Rates

(Rs. Per Unit)

19-Jun-23	TT Buying	TT Selling
USD	297.5388	315.1281
GBP	380.0519	404.6920
EUR	324.0691	345.7238
JPY	2.0936	2.2297

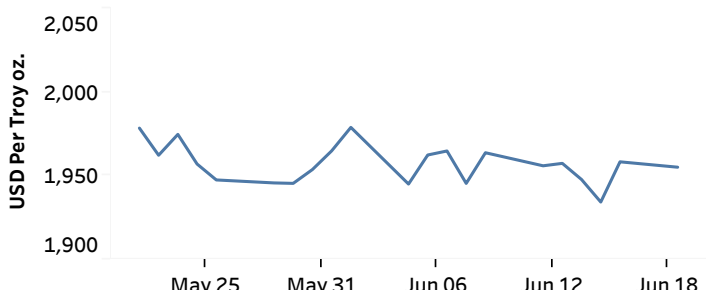
### Indicative Rate of the USD/LKR Spot Exchange Rate



Source: Central Bank of Sri Lanka

### Gold Price

15-Jun-23	16-Jun-23	19-Jun-23
USD 1,934.35	USD 1,958.37	USD 1,955.15



Source: Reuters

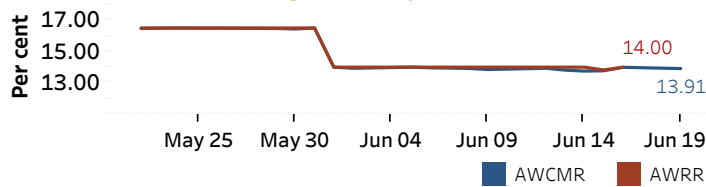
### Money Market

Policy Rates: SDF Rate: 13.00%

SLF Rate: 14.00%

SRR: 4.00%

#### Overnight Money Market



16-Jun-23 19-Jun-23

Overnight Liquidity (Rs. bn)

-37.22

-175.15

#### Yield Rates of T-Bills

(per cent)

	Primary Market 14-Jun-23	Secondary Market 19-Jun-23 <sup>(a)</sup>
91 Day	23.16	23.16
182 Day	20.61	-
364 Day	18.08	17.00

Source: Central Bank of Sri Lanka

### Share Market

19-Jun-23

ASPI	▼	9,181.22
S&P SL20	▼	2,608.87

#### Daily Turnover

Rs.580.00 mn

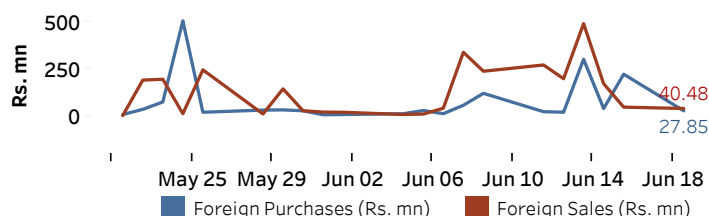
Market Capitalisation

Rs. 3,826.14 bn

PE Ratio

4.9

#### Foreign Purchases and Sales

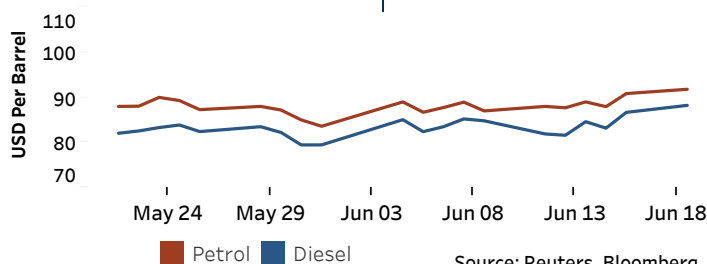


Source: Colombo Stock Exchange

### Energy

#### Petroleum Products (USD per Barrel)

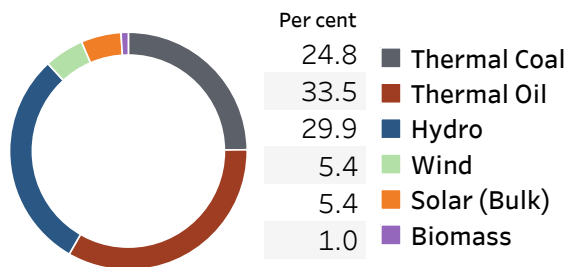
Crude Oil			Refined (Singapore Platts)		
20-Jun-23 <sup>(b)</sup>	16-Jun-23	19-Jun-23	Petrol	Diesel	Kerosene
Brent	WTI	OPEC	91.80	88.23	94.01
75.99	70.96	75.89			



Source: Reuters, Bloomberg

#### Electricity Generation

	18-Jun-23	19-Jun-23
Total Energy (GWh)	39.42	45.55
Peak Demand (MW)	1,952.00	2,177.00



Source: Ceylon Electricity Board