



Real GDP Growth: 2023 Q1 -11.5%

NCPI Y-o-Y Change: April 33.6%

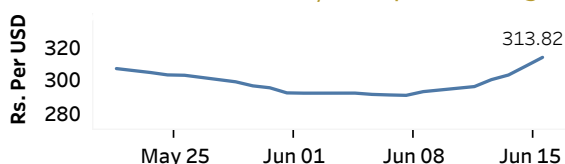
CCPI Y-o-Y Change: May 25.2%

Exchange Rates

(Rs. Per Unit)

16-Jun-23	TT Buying	TT Selling
USD	300.5194	319.6600
GBP	384.0892	409.4678
EUR	328.3407	351.0182
JPY	2.1382	2.2856

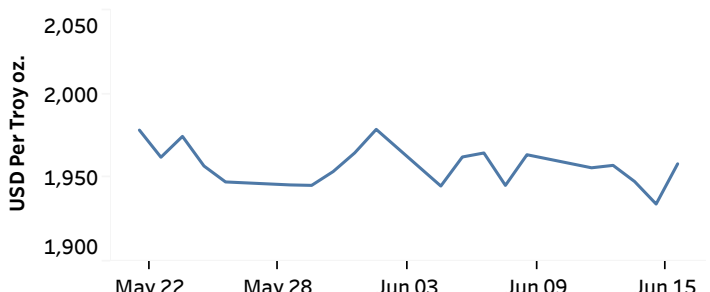
Indicative Rate of the USD/LKR Spot Exchange Rate



Source: Central Bank of Sri Lanka

Gold Price

14-Jun-23	15-Jun-23	16-Jun-23
USD 1,947.80	USD 1,934.35	USD 1,958.37



Source: Reuters


Money Market

Policy Rates: SDF Rate: 13.00%

SLF Rate: 14.00%

SRR: 4.00%

Overnight Money Market



Yield Rates of T-Bills

(per cent)

	Primary Market 14-Jun-23	Secondary Market 16-Jun-23 ^(a)
91 Day	23.16	22.73
182 Day	20.61	20.58
364 Day	18.08	18.04

Source: Central Bank of Sri Lanka

Overnight Liquidity (Rs. bn)	15-Jun-23	16-Jun-23
	-73.54	-37.22

Share Market

16-Jun-23

ASPI	▼	9,248.56
S&P SL20	▼	2,638.82

Daily Turnover

Rs.1,878.54 mn

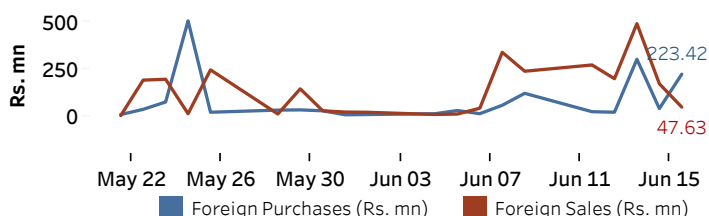
Market Capitalisation

Rs. 3,851.78 bn

PE Ratio

5.0

Foreign Purchases and Sales

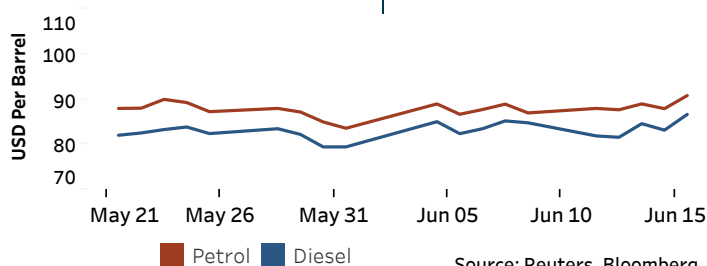


Source: Colombo Stock Exchange

Energy

Petroleum Products (USD per Barrel)

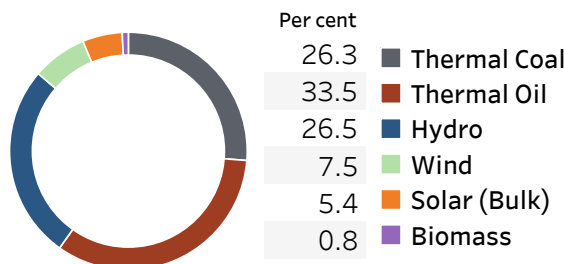
Crude Oil			Refined (Singapore Platts)		
19-Jun-23 ^(b)	15-Jun-23	16-Jun-23	Petrol	Diesel	Kerosene
Brent	WTI	OPEC	90.85	86.68	92.99
75.66	71.03	74.20			



Source: Reuters, Bloomberg

Electricity Generation

	15-Jun-23	16-Jun-23
Total Energy (GWh)	47.54	47.73
Peak Demand (MW)	2,260.40	2,239.80



Source: Ceylon Electricity Board