



Real GDP Growth: 2023 Q1 -11.5%

NCPI Y-o-Y Change: April 33.6%

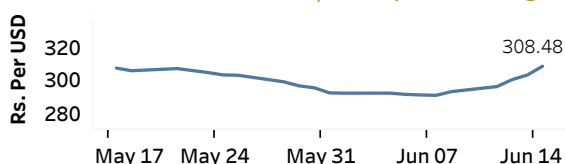
CCPI Y-o-Y Change: May 25.2%

Exchange Rates

(Rs. Per Unit)

15-Jun-23	TT Buying	TT Selling
USD	311.6057	328.9272
GBP	392.7211	417.0095
EUR	335.9432	356.9234
JPY	2.2049	2.3396

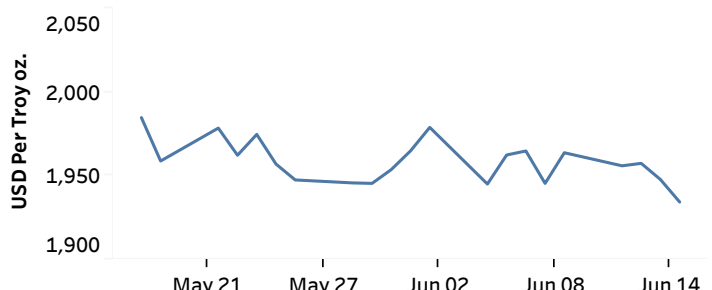
Indicative Rate of the USD/LKR Spot Exchange Rate



Source: Central Bank of Sri Lanka

Gold Price

13-Jun-23	14-Jun-23	15-Jun-23
USD 1,957.44	USD 1,947.80	USD 1,934.35



Source: Reuters


Money Market

Policy Rates: SDF Rate: 13.00%

SLF Rate: 14.00%

SRR: 4.00%

Overnight Money Market



AWCMR AWRR

Yield Rates of T-Bills

(per cent)
Primary Market Secondary Market
14-Jun-23 15-Jun-23^(a)

91 Day	23.16	23.03
182 Day	20.61	20.49
364 Day	18.08	18.03

Source: Central Bank of Sri Lanka

Overnight Liquidity (Rs. bn)	14-Jun-23	15-Jun-23
	-125.25	-73.54

Share Market

15-Jun-23

ASPI	▲	9,279.28
S&P SL20	▲	2,642.42

Daily Turnover

Rs.2,853.17 mn

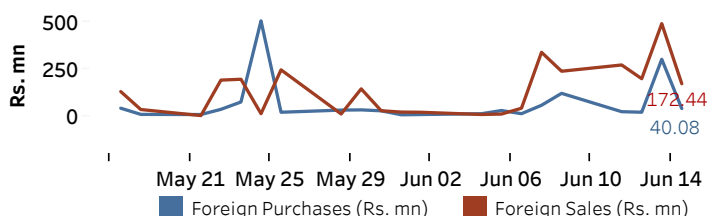
Market Capitalisation

Rs. 3,863.43 bn

PE Ratio

5.0

Foreign Purchases and Sales

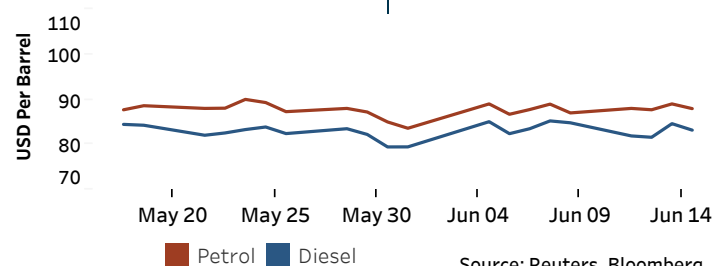


Source: Colombo Stock Exchange

Energy

Petroleum Products (USD per Barrel)

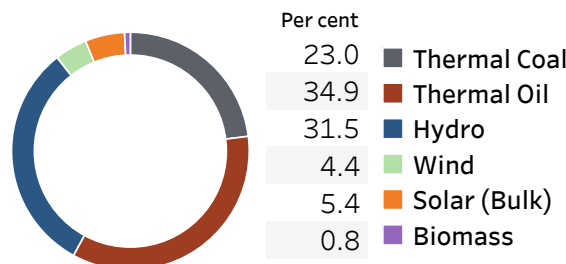
Crude Oil			Refined (Singapore Platts)		
16-Jun-23 ^(b)			15-Jun-23		
Brent	WTI	OPEC	Petrol	Diesel	Kerosene
75.51	70.46	74.84	87.95	83.18	88.90



Source: Reuters, Bloomberg

Electricity Generation

	14-Jun-23	15-Jun-23
Total Energy (GWh)	45.45	47.54
Peak Demand (MW)	2,175.20	2,260.40



Source: Ceylon Electricity Board

(a) Based on actual transactions above Rs. 50 mn reported up to 4.00 PM

(b) Updated at 8.00 AM