



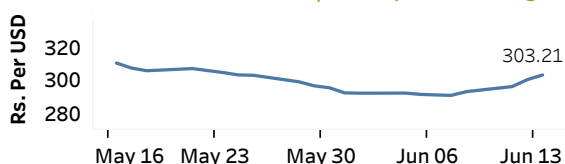
Real GDP Growth: 2022 -7.8% NCPI Y-o-Y Change: April 33.6% CCPI Y-o-Y Change: May 25.2%

Exchange Rates

(Rs. Per Unit)

14-Jun-23	TT Buying	TT Selling
USD	303.1925	318.9974
GBP	381.6960	403.3831
EUR	325.7842	345.3423
JPY	2.1576	2.2879

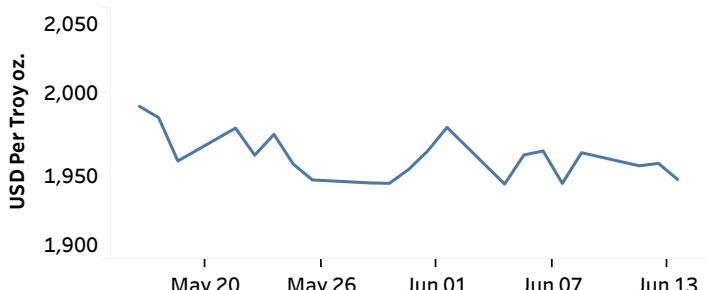
Indicative Rate of the USD/LKR Spot Exchange Rate



Source: Central Bank of Sri Lanka

Gold Price

12-Jun-23	13-Jun-23	14-Jun-23
USD 1,955.99	USD 1,957.44	USD 1,947.80




Source: Reuters

Money Market

Policy Rates: SDF Rate: 13.00% SLF Rate: 14.00% SRR: 4.00%

Overnight Money Market



Yield Rates of T-Bills

(per cent)

	Primary Market 14-Jun-23	Secondary Market 14-Jun-23 ^(a)
91 Day	23.16	23.21
182 Day	20.61	20.58
364 Day	18.08	18.07

Source: Central Bank of Sri Lanka

Overnight Liquidity (Rs. bn)	13-Jun-23	14-Jun-23
	-126.50	-125.25

Share Market

14-Jun-23

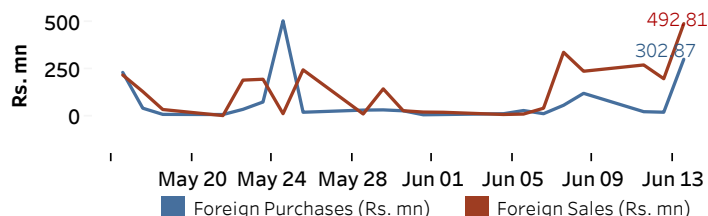
ASPI	▲	9,216.49
S&P SL20	▲	2,634.81

Daily Turnover

Rs.2,709.64 mn

Market Capitalisation	PE Ratio
Rs. 3,876.07 bn	5.0

Foreign Purchases and Sales

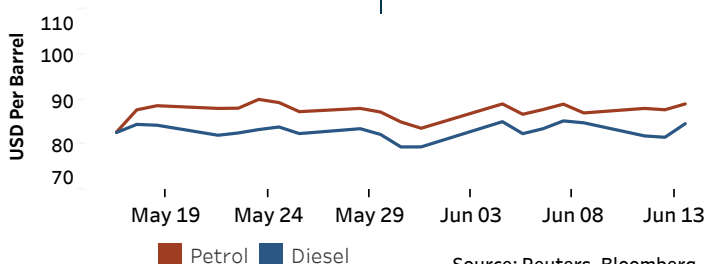


Source: Colombo Stock Exchange

Energy

Petroleum Products (USD per Barrel)

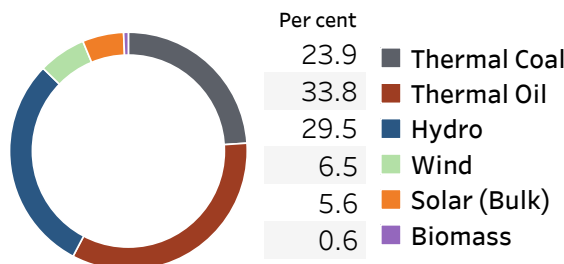
Crude Oil			Refined (Singapore Platts)		
15-Jun-23 ^(b)	13-Jun-23		14-Jun-23		
Brent	WTI	OPEC	Petrol	Diesel	Kerosene
73.12	68.20	73.06	89.00	84.62	90.51



Source: Reuters, Bloomberg

Electricity Generation

	13-Jun-23	14-Jun-23
Total Energy (GWh)	44.93	45.45
Peak Demand (MW)	2,070.40	2,175.20



Source: Ceylon Electricity Board