



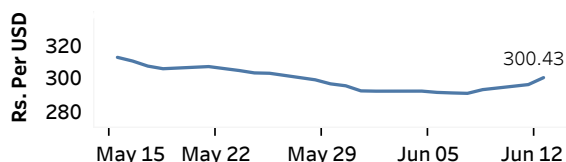
Real GDP Growth: 2022 -7.8% NCPI Y-o-Y Change: April 33.6% CCPI Y-o-Y Change: May 25.2%

Exchange Rates

(Rs. Per Unit)

13-Jun-23	TT Buying	TT Selling
USD	294.9114	309.2237
GBP	368.7269	388.6424
EUR	316.3531	334.7591
JPY	2.1104	2.2281

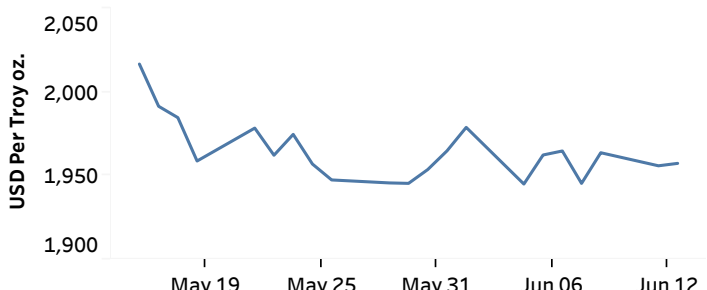
Indicative Rate of the USD/LKR Spot Exchange Rate



Source: Central Bank of Sri Lanka

Gold Price

09-Jun-23	12-Jun-23	13-Jun-23
USD 1,963.79	USD 1,955.99	USD 1,957.44

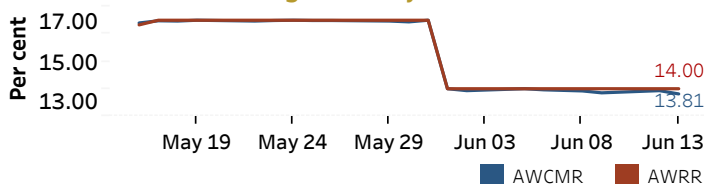


Source: Reuters

Money Market

Policy Rates: SDF Rate: 13.00% SLF Rate: 14.00% SRR: 4.00%

Overnight Money Market



Yield Rates of T-Bills

(per cent)

	Yield Rates (per cent)	
	Primary Market	Secondary Market ^(a)
	07-Jun-23	13-Jun-23
91 Day	23.21	22.40
182 Day	21.90	20.71
364 Day	19.10	17.50

Source: Central Bank of Sri Lanka

Overnight Liquidity (Rs. bn)	12-Jun-23	13-Jun-23
	-120.82	-126.50

Share Market

13-Jun-23

ASPI	▲	9,069.64
S&P SL20	▲	2,569.74

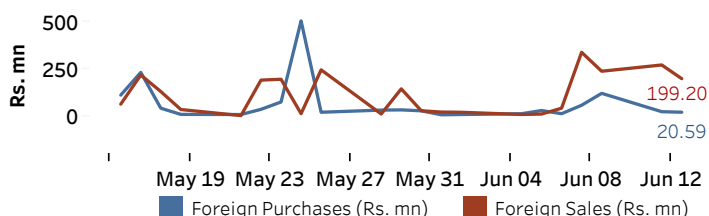
Daily Turnover

Rs.1,591.77 mn

Market Capitalisation PE Ratio

Rs. 3,816.33 bn 4.9

Foreign Purchases and Sales

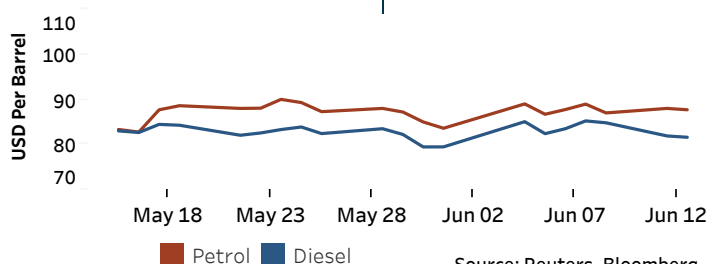


Source: Colombo Stock Exchange

Energy

Petroleum Products (USD per Barrel)

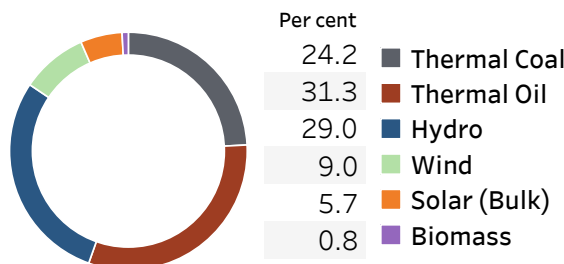
Crude Oil			Refined (Singapore Platts)		
14-Jun-23 ^(b)			13-Jun-23		
Brent	WTI	OPEC	Petrol	Diesel	Kerosene
74.06	69.15	72.96	87.70	81.60	87.38



Source: Reuters, Bloomberg

Electricity Generation

	12-Jun-23	13-Jun-23
Total Energy (GWh)	44.68	44.93
Peak Demand (MW)	2,042.80	2,070.40



Source: Ceylon Electricity Board