



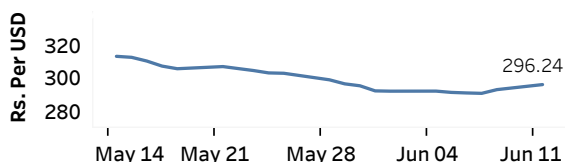
Real GDP Growth: 2022 -7.8% NCPI Y-o-Y Change: April 33.6% CCPI Y-o-Y Change: May 25.2%

Exchange Rates

(Rs. Per Unit)

12-Jun-23	TT Buying	TT Selling
USD	290.0692	303.7392
GBP	364.1373	382.6130
EUR	310.6194	327.3725
JPY	2.0720	2.1844

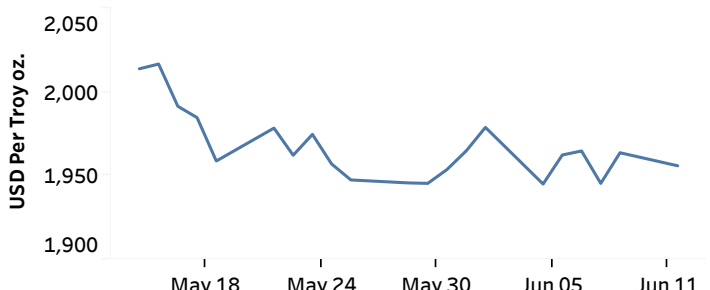
Indicative Rate of the USD/LKR Spot Exchange Rate



Source: Central Bank of Sri Lanka

Gold Price

08-Jun-23	09-Jun-23	12-Jun-23
USD 1,945.49	USD 1,963.79	USD 1,955.99




Source: Reuters

Money Market

Policy Rates: SDF Rate: 13.00% SLF Rate: 14.00% SRR: 4.00%

Overnight Money Market



Yield Rates of T-Bills

(per cent)

	Primary Market	Secondary Market ^(a)
	07-Jun-23	12-Jun-23
91 Day	23.21	20.24
182 Day	21.90	20.88
364 Day	19.10	-

Source: Central Bank of Sri Lanka

Overnight Liquidity (Rs. bn)	35.65	-120.82
------------------------------	-------	---------

Share Market

12-Jun-23

ASPI	▲	9,014.83
S&P SL20	▲	2,548.34

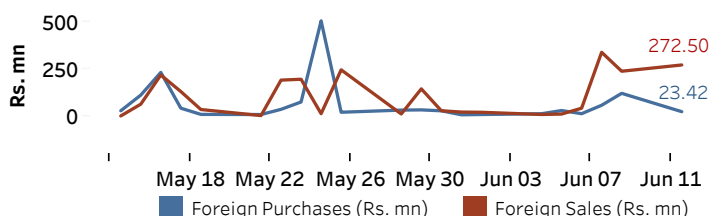
Daily Turnover

Rs.1,161.09 mn

Market Capitalisation PE Ratio

Rs. 3,776.07 bn 4.9

Foreign Purchases and Sales

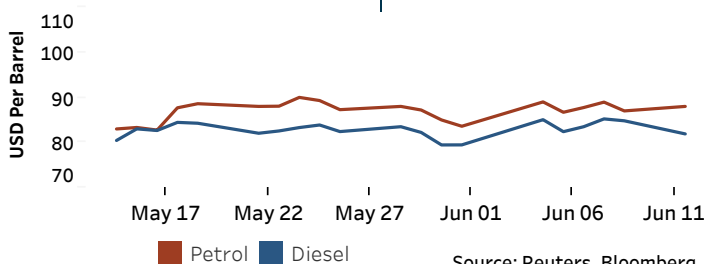


Source: Colombo Stock Exchange

Energy

Petroleum Products (USD per Barrel)

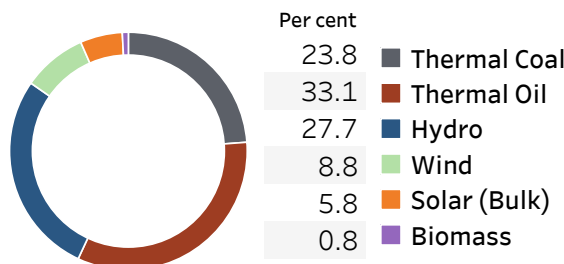
Crude Oil			Refined (Singapore Platts)		
13-Jun-23 ^(b)			12-Jun-23		
Brent	WTI	OPEC	Petrol	Diesel	Kerosene
72.28	67.42	75.85	88.00	81.90	87.59



Source: Reuters, Bloomberg

Electricity Generation

	11-Jun-23	12-Jun-23
Total Energy (GWh)	39.93	44.68
Peak Demand (MW)	1,876.70	2,042.80



Source: Ceylon Electricity Board