

Daily Economic Indicators

01 June 2023



Central Bank of Sri Lanka
Statistics Department

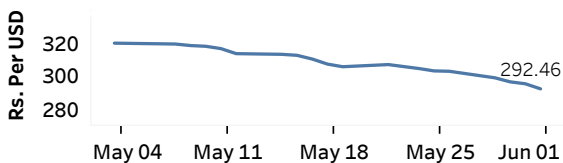
Real GDP Growth: 2022 -7.8% NCPI Y-o-Y Change: April 33.6% CCPI Y-o-Y Change: May 25.2%

Exchange Rates

(Rs. Per Unit)

01-Jun-23	TT Buying	TT Selling
USD	283.8763	297.2316
GBP	352.3039	370.9486
EUR	302.2424	319.3626
JPY	2.0303	2.1407

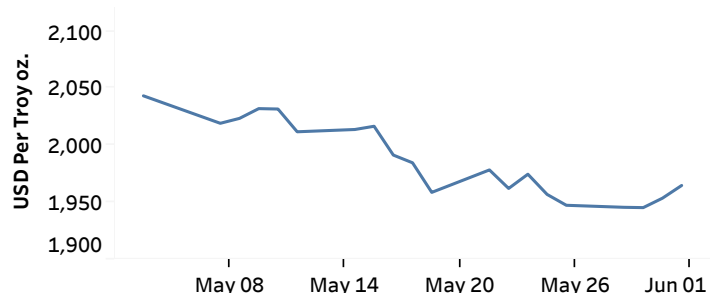
Indicative Rate of the USD/LKR Spot Exchange Rate



Source: Central Bank of Sri Lanka

Gold Price

30-May-23	31-May-23	01-Jun-23
USD 1,945.50	USD 1,953.75	USD 1,964.90



Source: Reuters

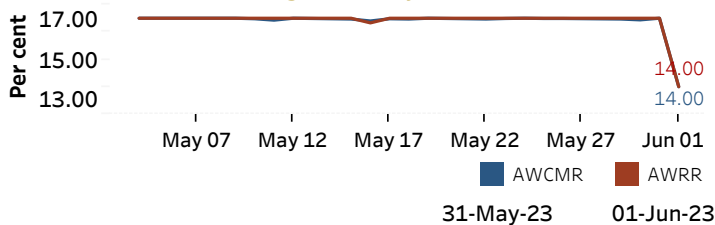
Money Market

Policy Rates: SDF Rate: 13.00%

SLF Rate: 14.00%

SRR: 4.00%

Overnight Money Market



Overnight Liquidity (Rs. bn)	31-May-23	01-Jun-23
	-84.46	-153.35

Yield Rates of T-Bills

	Primary Market 26-May-23	Secondary Market 31-May-23
91 Day	25.66	24.38
182 Day	25.30	25.27
364 Day	22.97	22.81

Source: Central Bank of Sri Lanka

Share Market

01-Jun-23

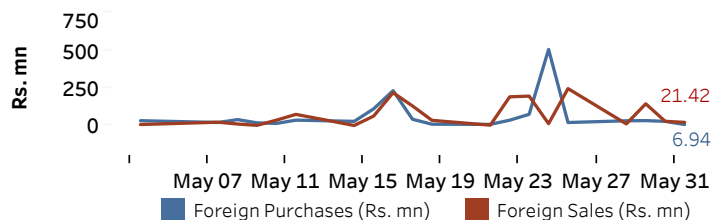
ASPI	▲	8,691.61
S&P SL20	▲	2,470.42

Daily Turnover

Rs.1,335.53 mn

Market Capitalisation	PE Ratio
Rs. 3,662.38 bn	4.7

Foreign Purchases and Sales

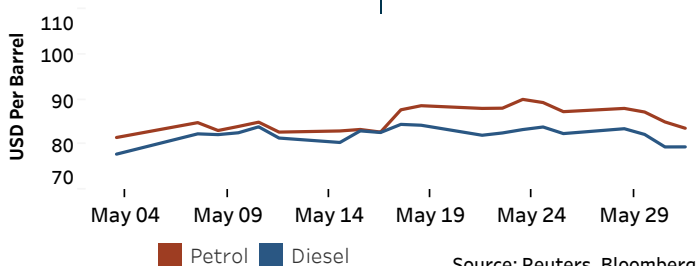


Source: Colombo Stock Exchange

Energy

Petroleum Products (USD per Barrel)

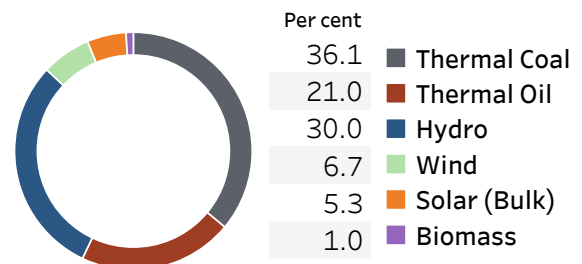
Crude Oil			Refined (Singapore Platts)		
02-Jun-23 *	31-May-23		01-Jun-23		
Brent	WTI	OPEC	Petrol	Diesel	Kerosene
74.43	70.24	73.07	83.60	79.47	85.27



Source: Reuters, Bloomberg

Electricity Generation

	31-May-23	01-Jun-23
Total Energy (GWh)	48.09	47.72
Peak Demand (MW)	2,294.00	2,204.60



Source: Ceylon Electricity Board

* Updated at 8.00 AM

Published on 02-Jun-2023