

Daily Economic Indicators

31 May 2023



Central Bank of Sri Lanka
Statistics Department

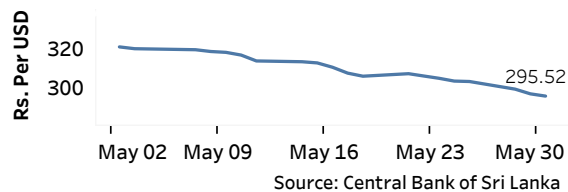
Real GDP Growth: 2022 -7.8% NCPI Y-o-Y Change: April 33.6% CCPI Y-o-Y Change: May 25.2%

Exchange Rates

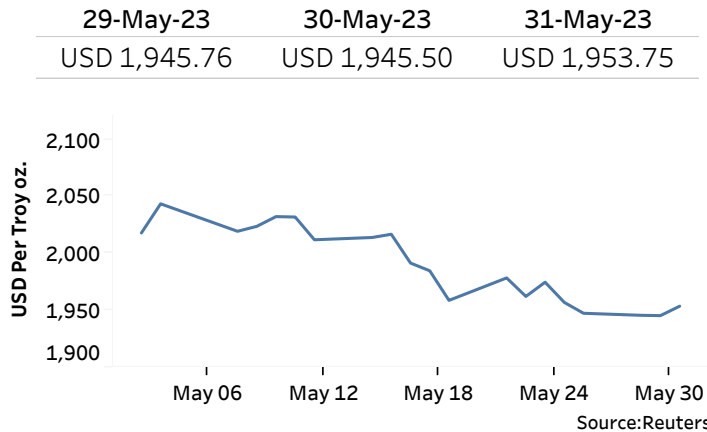
(Rs. Per Unit)

31-May-23	TT Buying	TT Selling
USD	287.8711	300.9210
GBP	355.6451	374.1182
EUR	306.7422	323.7015
JPY	2.0525	2.1613

Indicative Rate of the USD/LKR Spot Exchange Rate



Gold Price



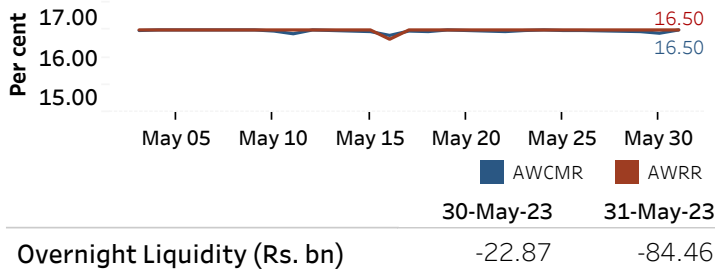
Money Market

Policy Rates: SDF Rate: 15.50%

SLF Rate: 16.50%

SRR: 4.00%

Overnight Money Market



Yield Rates of T-Bills

	Primary Market 26-May-23	Secondary Market 30-May-23
91 Day	25.66	24.32
182 Day	25.30	25.27
364 Day	22.97	22.81

Source: Central Bank of Sri Lanka

Share Market

31-May-23

ASPI	▲	8,555.17
S&P SL20	▲	2,421.49

Daily Turnover

Rs.348.94 mn

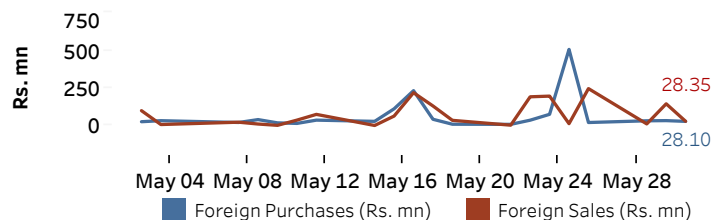
Market Capitalisation

Rs. 3,598.30 bn

PE Ratio

4.6

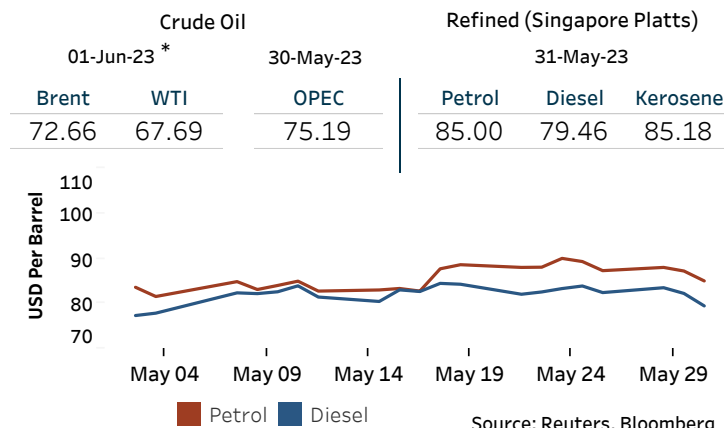
Foreign Purchases and Sales



Source: Colombo Stock Exchange

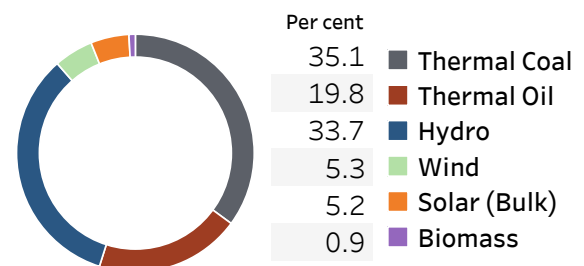
Energy

Petroleum Products (USD per Barrel)



Electricity Generation

	30-May-23	31-May-23
Total Energy (GWh)	49.03	48.09
Peak Demand (MW)	2,277.90	2,294.00



Source: Ceylon Electricity Board

* Updated at 8.00 AM

Published on 01-Jun-2023