

Daily Economic Indicators

30 May 2023



Central Bank of Sri Lanka
Statistics Department

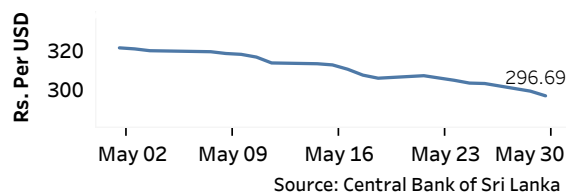
Real GDP Growth: 2022 -7.8% NCPI Y-o-Y Change: April 33.6% CCPI Y-o-Y Change: April 35.3%

Exchange Rates

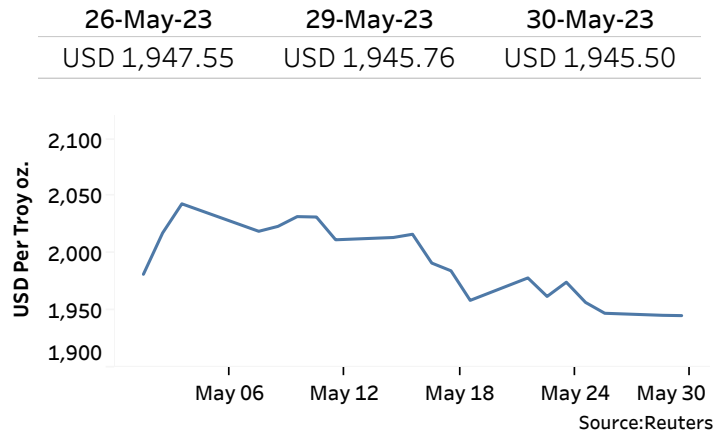
(Rs. Per Unit)

30-May-23	TT Buying	TT Selling
USD	290.6745	303.9548
GBP	358.1710	376.4569
EUR	309.9647	326.8542
JPY	2.0658	2.1753

Indicative Rate of the USD/LKR Spot Exchange Rate



Gold Price



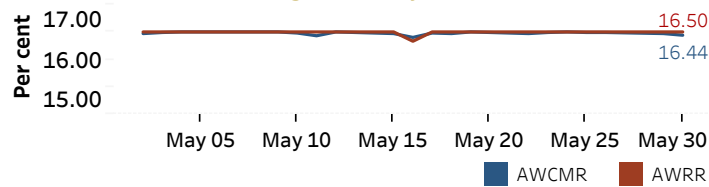
Money Market

Policy Rates: SDF Rate: 15.50%

SLF Rate: 16.50%

SRR: 4.00%

Overnight Money Market



Yield Rates of T-Bills

	Primary Market 26-May-23	Secondary Market 29-May-23
91 Day	25.66	24.32
182 Day	25.30	25.27
364 Day	22.97	22.81

Source: Central Bank of Sri Lanka

Share Market

30-May-23

ASPI	8,532.60
S&P SL20	2,420.73

Daily Turnover

Rs.575.34 mn

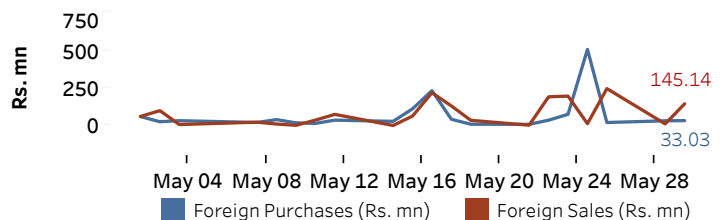
Market Capitalisation

Rs. 3,587.46 bn

PE Ratio

4.6

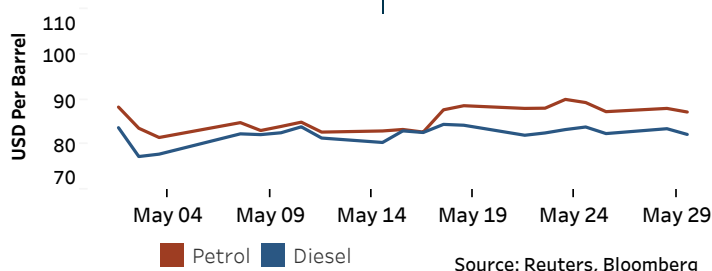
Foreign Purchases and Sales



Energy

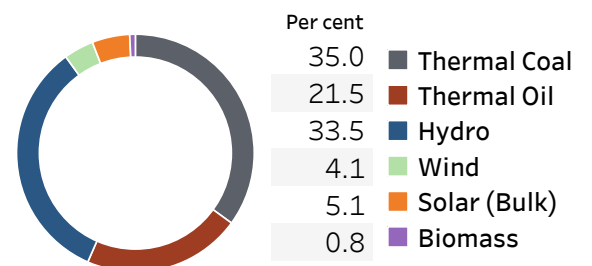
Petroleum Products (USD per Barrel)

Crude Oil			Refined (Singapore Platts)		
31-May-23*	29-May-23		30-May-23		
Brent	WTI	OPEC	Petrol	Diesel	Kerosene
73.55	69.44	76.88	87.20	82.23	88.18



Electricity Generation

	29-May-23	30-May-23
Total Energy (GWh)	48.91	49.03
Peak Demand (MW)	2,215.70	2,277.90



* Updated at 8.00 AM

Published on 31-May-2023