



Real GDP Growth: 2022 -7.8% NCPI Y-o-Y Change: April 33.6% CCPI Y-o-Y Change: April 35.3%

Exchange Rates

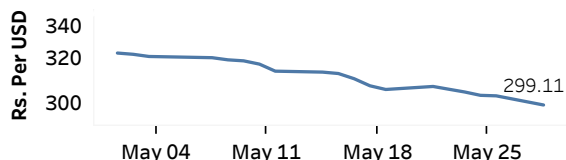
Gold Price

(Rs. Per Unit)

29-May-23	TT Buying	TT Selling
USD	289.8986	303.2640
GBP	357.3274	375.7094
EUR	310.0947	326.8142
JPY	2.0576	2.1655

25-May-23	26-May-23	29-May-23
USD 1,957.05	USD 1,947.55	USD 1,945.76

Indicative Rate of the USD/LKR Spot Exchange Rate



Source: Central Bank of Sri Lanka

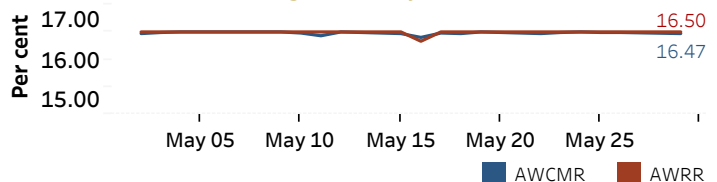


Source: Reuters

Money Market

Policy Rates: SDF Rate: 15.50% SLF Rate: 16.50% SRR: 4.00%

Overnight Money Market



Yield Rates of T-Bills

	Primary Market 26-May-23	Secondary Market 26-May-23
91 Day	25.66	24.39
182 Day	25.30	24.98
364 Day	22.97	22.82

Source: Central Bank of Sri Lanka

Overnight Liquidity (Rs. bn)	26-May-23	29-May-23
	76.94	-111.32

Share Market

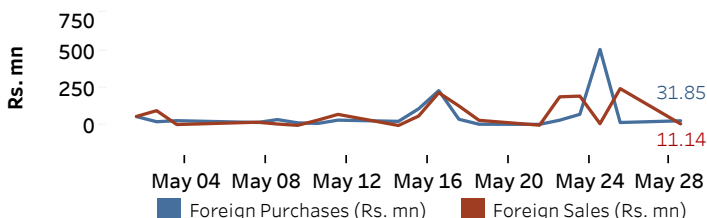
29-May-23

ASPI	▼	8,575.11
S&P SL20	▼	2,428.92

Daily Turnover

Rs.518.93 mn

Market Capitalisation	PE Ratio
Rs. 3,609.92 bn	4.6

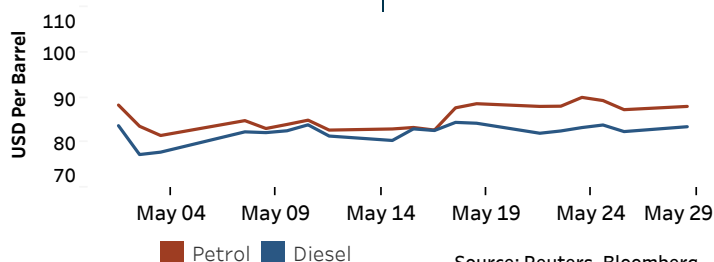


Source: Colombo Stock Exchange

Energy

Petroleum Products (USD per Barrel)

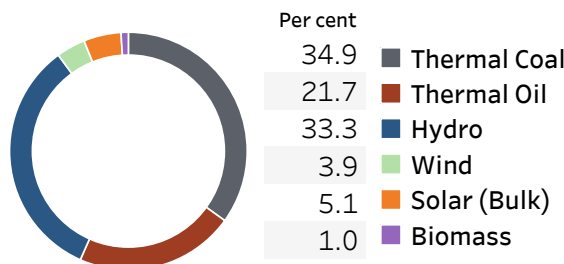
Crude Oil			Refined (Singapore Platts)		
30-May-23*	25-May-23		29-May-23		
Brent	WTI	OPEC	Petrol	Diesel	Kerosene
77.52	73.30	76.94	88.00	83.50	89.45



Source: Reuters, Bloomberg

Electricity Generation

	28-May-23	29-May-23
Total Energy (GWh)	42.17	48.91
Peak Demand (MW)	2,079.70	2,215.70



Source: Ceylon Electricity Board