



Real GDP Growth: 2022 -7.8% NCPI Y-o-Y Change: April 33.6% CCPI Y-o-Y Change: April 35.3%

Exchange Rates

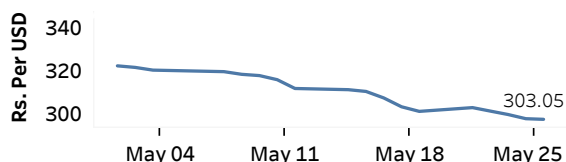
Gold Price

(Rs. Per Unit)

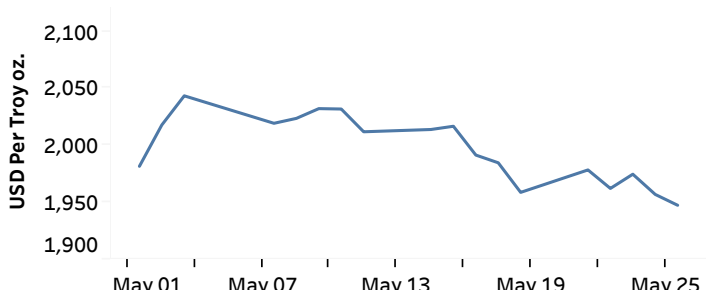
26-May-23	TT Buying	TT Selling
USD	295.6297	308.5472
GBP	363.4326	381.8080
EUR	315.4899	332.9832
JPY	2.1082	2.2172

24-May-23	25-May-23	26-May-23
USD 1,974.74	USD 1,957.05	USD 1,947.55

Indicative Rate of the USD/LKR Spot Exchange Rate



Source: Central Bank of Sri Lanka

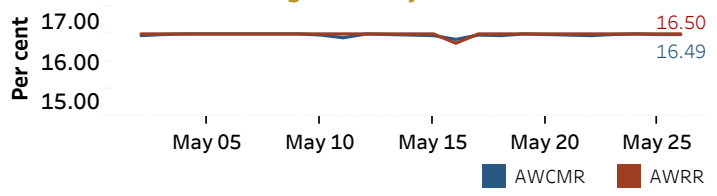


Source: Reuters

Money Market

Policy Rates: SDF Rate: 15.50% SLF Rate: 16.50% SRR: 4.00%

Overnight Money Market



Yield Rates of T-Bills

	Primary Market 19-May-23	Secondary Market 25-May-23
91 Day	25.47	24.24
182 Day	25.22	25.00
364 Day	22.79	23.18

Source: Central Bank of Sri Lanka

Overnight Liquidity (Rs. bn)	25-May-23	26-May-23
	-73.42	76.94

Share Market

26-May-23

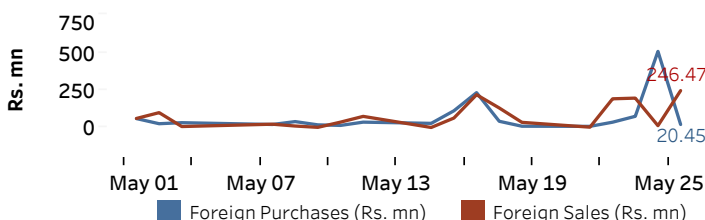
ASPI	▼	8,697.07
S&P SL20	▼	2,480.76

Daily Turnover

Rs. 729.71 mn

Market Capitalisation	PE Ratio
Rs. 3,660.81 bn	4.7

Foreign Purchases and Sales

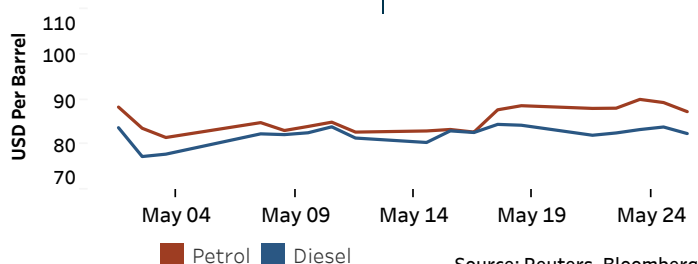


Source: Colombo Stock Exchange

Energy

Petroleum Products (USD per Barrel)

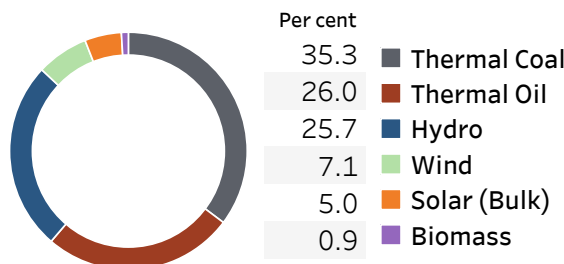
Crude Oil			Refined (Singapore Platts)		
29-May-23*	25-May-23		26-May-23		
Brent	WTI	OPEC	Petrol	Diesel	Kerosene
77.60	73.39	76.94	87.28	82.42	88.41



Source: Reuters, Bloomberg

Electricity Generation

	25-May-23	26-May-23
Total Energy (GWh)	48.39	48.34
Peak Demand (MW)	2,312.80	2,247.40



Source: Ceylon Electricity Board