



Real GDP Growth: 2022 -7.8% NCPI Y-o-Y Change: April 33.6% CCPI Y-o-Y Change: April 35.3%

Exchange Rates

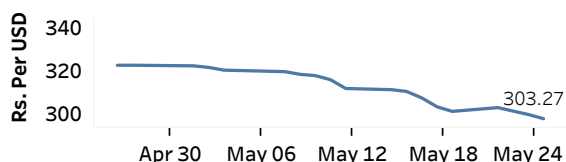
Gold Price

(Rs. Per Unit)

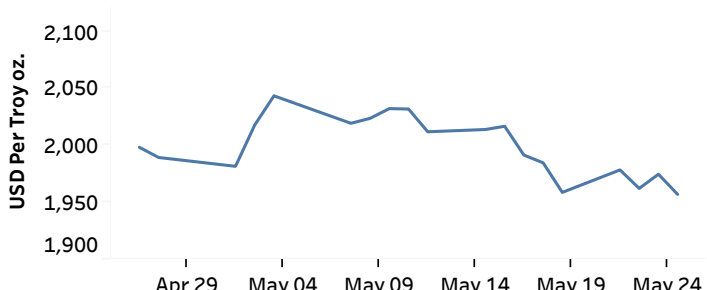
25-May-23	TT Buying	TT Selling
USD	297.6055	310.9562
GBP	366.5521	384.9328
EUR	318.4855	335.4066
JPY	2.1257	2.2352

23-May-23	24-May-23	25-May-23
USD 1,962.30	USD 1,974.74	USD 1,957.05

Indicative Rate of the USD/LKR Spot Exchange Rate



Source: Central Bank of Sri Lanka

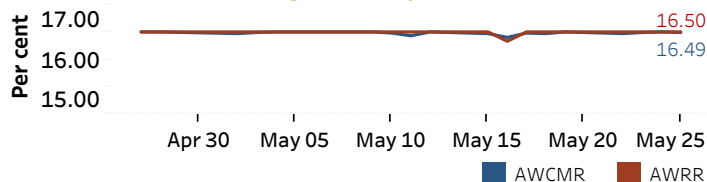


Source: Reuters

Money Market

Policy Rates: SDF Rate: 15.50% SLF Rate: 16.50% SRR: 4.00%

Overnight Money Market



Yield Rates of T-Bills

	Primary Market 19-May-23	Secondary Market 24-May-23
91 Day	25.47	24.16
182 Day	25.22	25.00
364 Day	22.79	23.17

Source: Central Bank of Sri Lanka

Overnight Liquidity (Rs. bn)	24-May-23	25-May-23
	-116.88	-73.42

Share Market

25-May-23

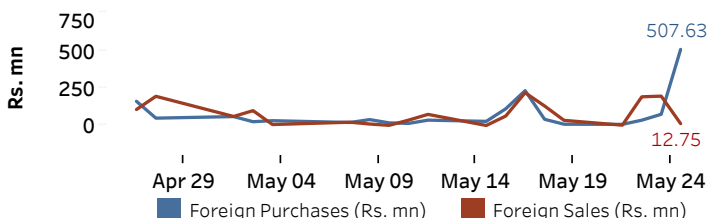
ASPI	▼	8,712.72
S&P SL20	▼	2,489.82

Daily Turnover

Rs.893.54 mn

Market Capitalisation	PE Ratio
Rs. 3,671.86 bn	4.7

Foreign Purchases and Sales

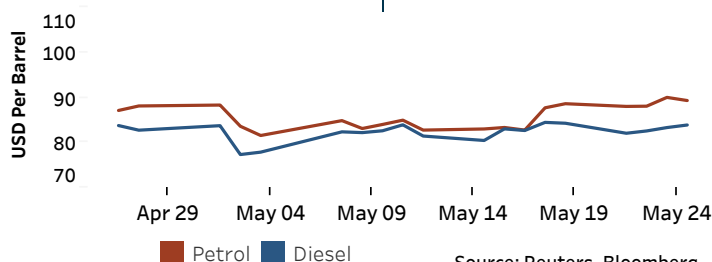


Source: Colombo Stock Exchange

Energy

Petroleum Products (USD per Barrel)

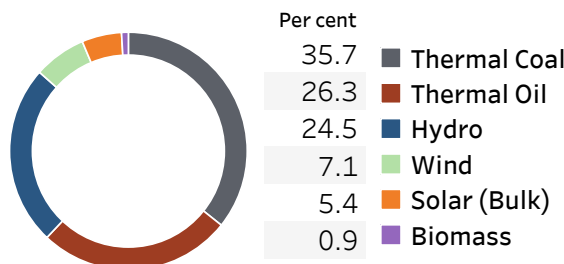
Crude Oil			Refined (Singapore Platts)		
26-May-23*	24-May-23		25-May-23		
Brent	WTI	OPEC	Petrol	Diesel	Kerosene
76.24	71.94	77.49	89.30	83.88	90.03



Source: Reuters, Bloomberg

Electricity Generation

	24-May-23	25-May-23
Total Energy (GWh)	47.36	48.39
Peak Demand (MW)	2,290.30	2,312.80



Source: Ceylon Electricity Board