



Real GDP Growth: 2022 -7.8% NCPI Y-o-Y Change: April 33.6% CPI Y-o-Y Change: April 35.3%

Exchange Rates

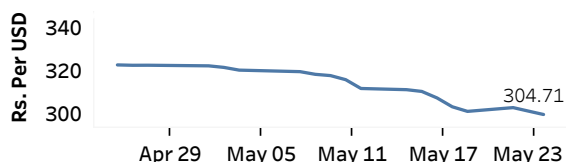
Gold Price

(Rs. Per Unit)

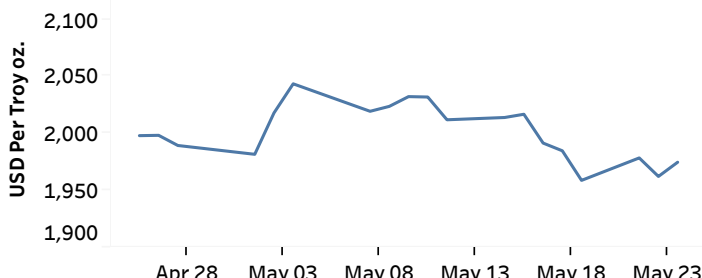
24-May-23	TT Buying	TT Selling
USD	297.9878	311.2316
GBP	369.2272	387.8731
EUR	319.8722	336.8965
JPY	2.1464	2.2572

22-May-23	23-May-23	24-May-23
USD 1,978.50	USD 1,962.30	USD 1,974.74

Middle Rate of the USD/LKR Spot Exchange Rate



Source: Central Bank of Sri Lanka

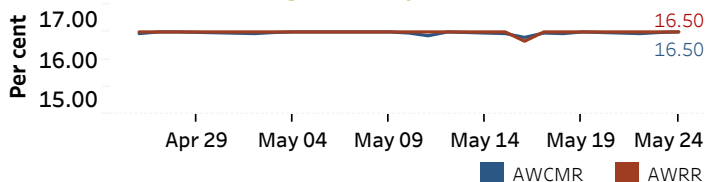


Source: Reuters

Money Market

Policy Rates: SDF Rate: 15.50% SLF Rate: 16.50% SRR: 4.00%

Overnight Money Market



Yield Rates of T-Bills

	Primary Market 19-May-23	Secondary Market 23-May-23
91 Day	25.47	24.45
182 Day	25.22	25.00
364 Day	22.79	23.10

Source: Central Bank of Sri Lanka

Overnight Liquidity (Rs. bn)	23-May-23	24-May-23
	-104.33	-116.88

Share Market

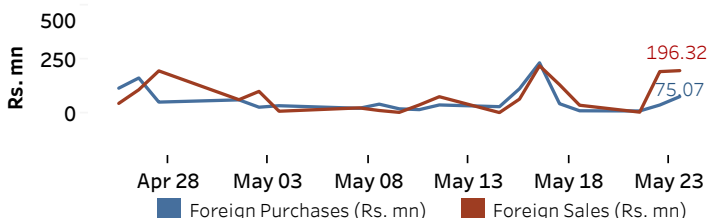
24-May-23

ASPI	▲	8,755.17
S&P SL20	▲	2,496.55

Daily Turnover

Rs.940.72 mn

Market Capitalisation	PE Ratio
Rs. 3,694.90 bn	4.8

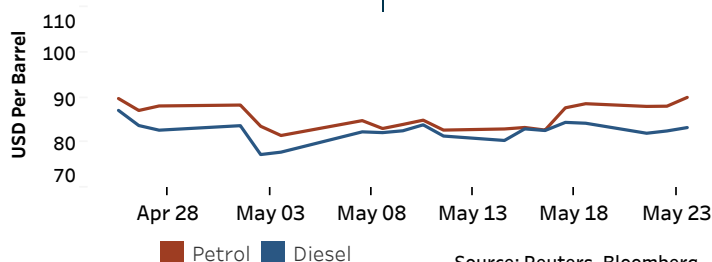


Source: Colombo Stock Exchange

Energy

Petroleum Products (USD per Barrel)

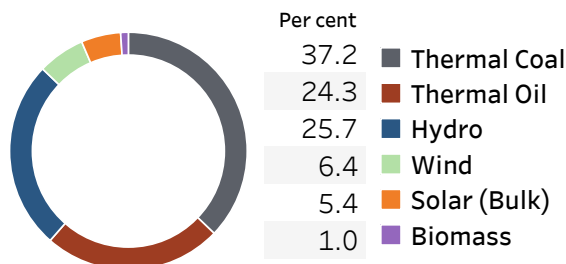
Crude Oil			Refined (Singapore Platts)		
25-May-23*	23-May-23		24-May-23		
Brent	WTI	OPEC	Petrol	Diesel	Kerosene
78.17	74.10	75.96	90.00	83.31	89.42



Source: Reuters, Bloomberg

Electricity Generation

	23-May-23	24-May-23
Total Energy (GWh)	47.25	47.36
Peak Demand (MW)	2,192.00	2,290.30



Source: Ceylon Electricity Board