



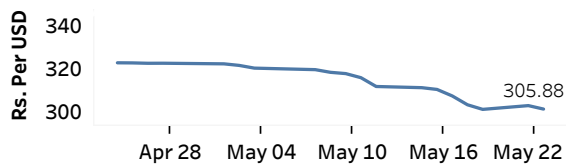
Real GDP Growth: 2022 -7.8%    NCPI Y-o-Y Change: April 33.6%    CCPI Y-o-Y Change: April 35.3%

### Exchange Rates

(Rs. Per Unit)

23-May-23	TT Buying	TT Selling
USD	299.1941	312.3359
GBP	370.9780	389.7115
EUR	321.8655	339.2152
JPY	2.1506	2.2612

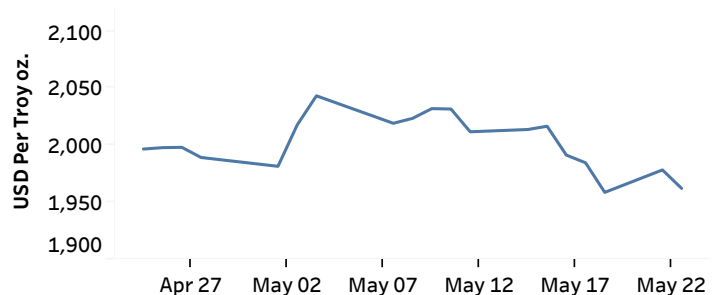
### Middle Rate of the USD/LKR Spot Exchange Rate



Source: Central Bank of Sri Lanka

### Gold Price

19-May-23	22-May-23	23-May-23
USD 1,958.85	USD 1,978.50	USD 1,962.30

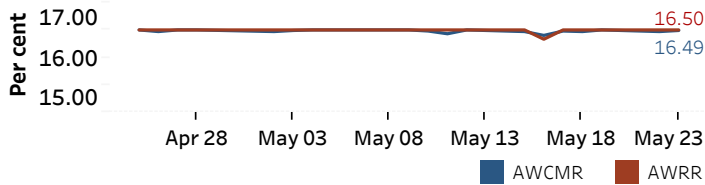


Source: Reuters

### Money Market

Policy Rates: SDF Rate: 15.50%    SLF Rate: 16.50%    SRR: 4.00%

#### Overnight Money Market



#### Yield Rates of T-Bills

	Primary Market 19-May-23	Secondary Market 22-May-23
91 Day	25.47	25.39
182 Day	25.22	25.00
364 Day	22.79	23.10

Source: Central Bank of Sri Lanka

Overnight Liquidity (Rs. bn)	22-May-23	23-May-23
	-126.59	-104.33

### Share Market

23-May-23

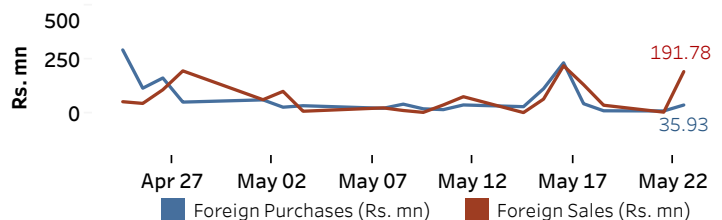
ASPI	▲	8,635.31
S&P SL20	▲	2,448.89

#### Daily Turnover

Rs.727.51 mn

Market Capitalisation	PE Ratio
Rs. 3,635.41 bn	4.7

### Foreign Purchases and Sales

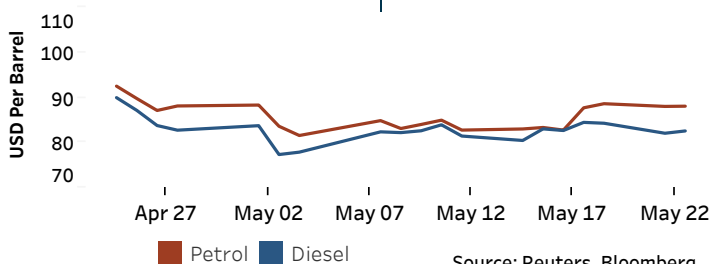


Source: Colombo Stock Exchange

### Energy

#### Petroleum Products (USD per Barrel)

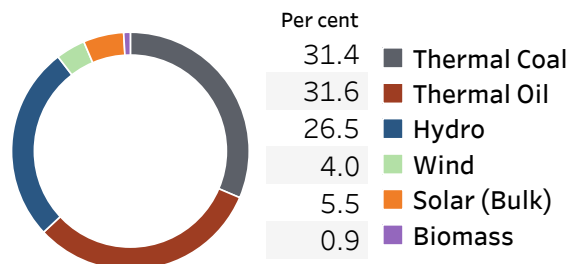
Crude Oil			Refined (Singapore Platts)		
24-May-23*	22-May-23		23-May-23		
Brent	WTI	OPEC	Petrol	Diesel	Kerosene
77.68	73.77	75.74	88.05	82.56	88.76



Source: Reuters, Bloomberg

#### Electricity Generation

	22-May-23	23-May-23
Total Energy (GWh)	45.69	47.25
Peak Demand (MW)	2,240.00	2,192.00



Source: Ceylon Electricity Board