



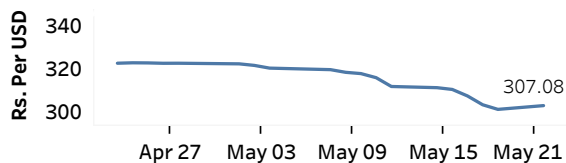
Real GDP Growth: 2022 -7.8% NCPI Y-o-Y Change: April 33.6% CCPI Y-o-Y Change: April 35.3%

Exchange Rates

(Rs. Per Unit)

22-May-23	TT Buying	TT Selling
USD	299.7149	313.8244
GBP	372.9076	391.8096
EUR	323.2367	340.7976
JPY	2.1714	2.2865

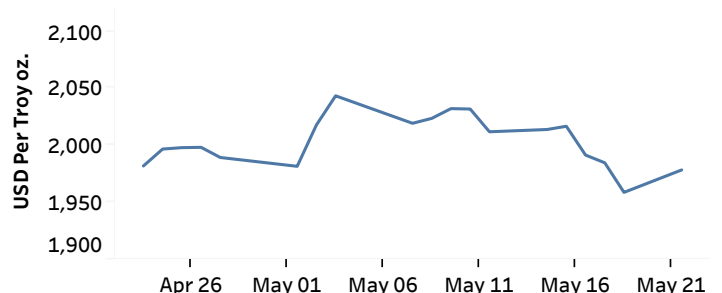
Middle Rate of the USD/LKR Spot Exchange Rate



Source: Central Bank of Sri Lanka

Gold Price

18-May-23	19-May-23	22-May-23
USD 1,984.75	USD 1,958.85	USD 1,978.50




Source: Reuters

Money Market

Policy Rates: SDF Rate: 15.50% SLF Rate: 16.50% SRR: 4.00%

Overnight Money Market



Yield Rates of T-Bills

	Primary Market 19-May-23	Secondary Market 19-May-23
91 Day	25.47	25.39
182 Day	25.22	25.06
364 Day	22.79	22.93

Source: Central Bank of Sri Lanka

Overnight Liquidity (Rs. bn)	19-May-23	22-May-23
	51.56	-126.59

Share Market

22-May-23

ASPI	▼	8,611.38
S&P SL20	▼	2,434.31

Daily Turnover

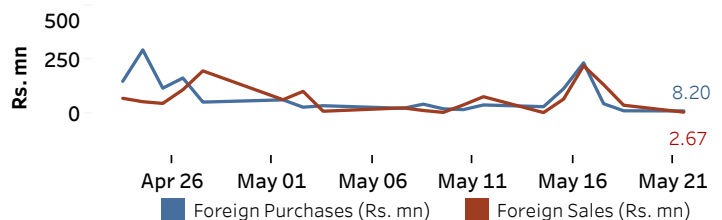
Rs.599.03 mn

Market Capitalisation

Rs. 3,639.22 bn

PE Ratio

4.7

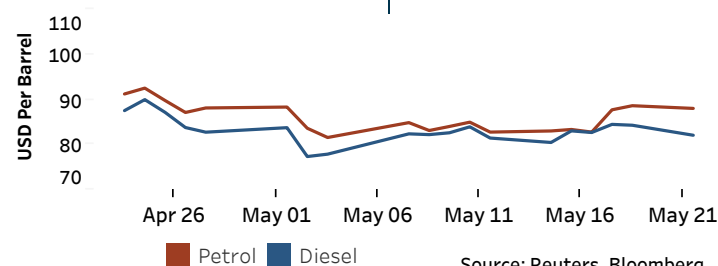


Source: Colombo Stock Exchange

Energy

Petroleum Products (USD per Barrel)

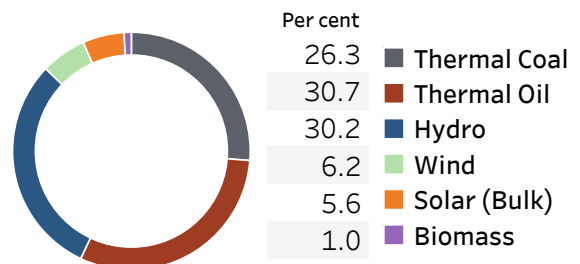
Crude Oil			Refined (Singapore Platts)		
23-May-23*	19-May-23		22-May-23		
Brent	WTI	OPEC	Petrol	Diesel	Kerosene
76.19	71.99	75.71	88.00	82.05	88.22



Source: Reuters, Bloomberg

Electricity Generation

	21-May-23	22-May-23
Total Energy (GWh)	39.21	45.69
Peak Demand (MW)	1,938.60	2,240.00



Source: Ceylon Electricity Board