



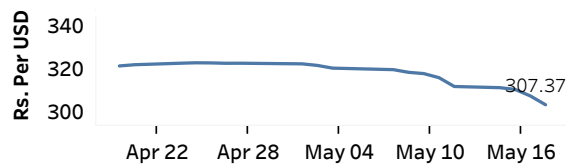
Real GDP Growth: 2022 -7.8%    NCPI Y-o-Y Change: March 49.2%    CCPI Y-o-Y Change: April 35.3%

### Exchange Rates

(Rs. Per Unit)

18-May-23	TT Buying	TT Selling
USD	299.2144	312.3715
GBP	372.6504	391.3036
EUR	323.3302	340.2989
JPY	2.1696	2.2825

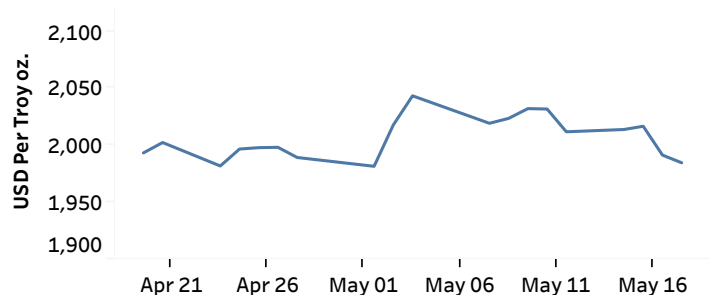
### Middle Rate of the USD/LKR Spot Exchange Rate



Source: Central Bank of Sri Lanka

### Gold Price

16-May-23	17-May-23	18-May-23
USD 2,016.74	USD 1,991.52	USD 1,984.75



Source: Reuters

### Money Market

Policy Rates: SDF Rate: 15.50%    SLF Rate: 16.50%    SRR: 4.00%

#### Overnight Money Market



17-May-23    18-May-23

Overnight Liquidity (Rs. bn)    -41.59    -43.77

#### Yield Rates of T-Bills

	Primary Market 12-May-23	Secondary Market 17-May-23
91 Day	25.80	25.46
182 Day	25.42	25.00
364 Day	23.14	23.12

Source: Central Bank of Sri Lanka

### Share Market

18-May-23

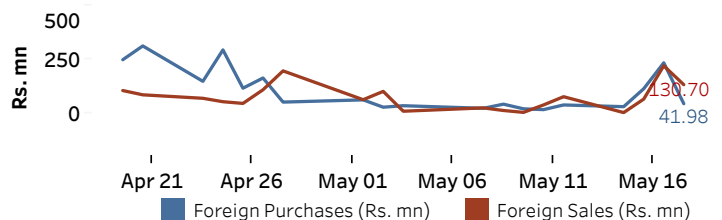
ASPI ▼ 8,780.21  
S&P SL20 ▼ 2,507.71

#### Daily Turnover

Rs.624.89 mn

Market Capitalisation    PE Ratio  
Rs. 3,707.68 bn    4.8

#### Foreign Purchases and Sales

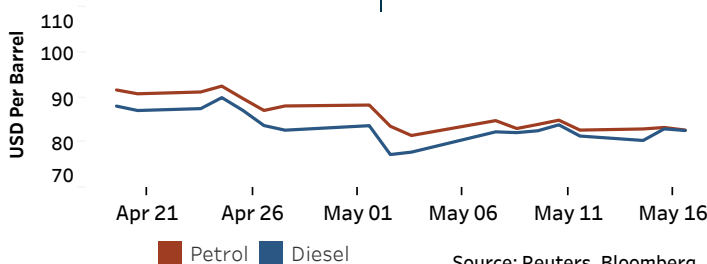


Source: Colombo Stock Exchange

### Energy

#### Petroleum Products (USD per Barrel)

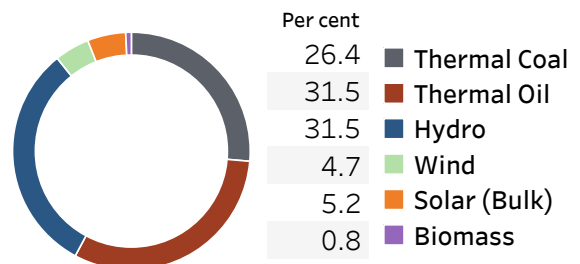
Crude Oil			Refined (Singapore Platts)		
19-May-23*	16-May-23		17-May-23		
Brent	WTI	OPEC	Petrol	Diesel	Kerosene
75.93	71.91	75.22	82.75	82.66	88.45



Source: Reuters, Bloomberg

#### Electricity Generation

	17-May-23	18-May-23
Total Energy (GWh)	49.09	49.28
Peak Demand (MW)	2,351.70	2,280.50



Source: Ceylon Electricity Board