



Real GDP Growth: 2022 -7.8% NCPI Y-o-Y Change: March 49.2% CCPI Y-o-Y Change: April 35.3%

Exchange Rates

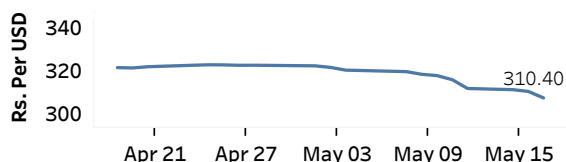
Gold Price

(Rs. Per Unit)

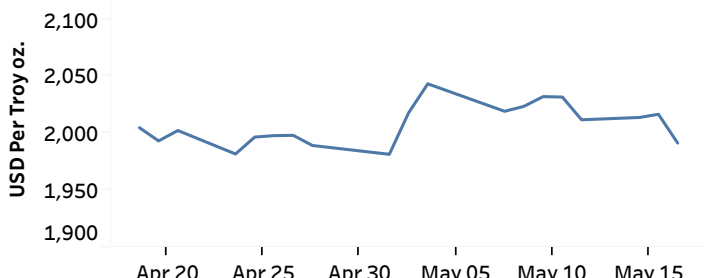
17-May-23	TT Buying	TT Selling
USD	302.4257	316.1880
GBP	376.6772	396.1410
EUR	327.4661	345.1132
JPY	2.2101	2.3267

15-May-23	16-May-23	17-May-23
USD 2,013.91	USD 2,016.74	USD 1,991.52

Middle Rate of the USD/LKR Spot Exchange Rate



Source: Central Bank of Sri Lanka




Source: Reuters

Money Market

Policy Rates: SDF Rate: 15.50% SLF Rate: 16.50% SRR: 4.00%

Overnight Money Market



Yield Rates of T-Bills

	Primary Market 12-May-23	Secondary Market 16-May-23
91 Day	25.80	25.46
182 Day	25.42	25.39
364 Day	23.14	23.12

Source: Central Bank of Sri Lanka

Overnight Liquidity (Rs. bn)	16-May-23	17-May-23
	-46.09	-41.59

Share Market

17-May-23

ASPI	▲	8,823.28
S&P SL20	▼	2,539.17

Daily Turnover

Rs.698.99 mn

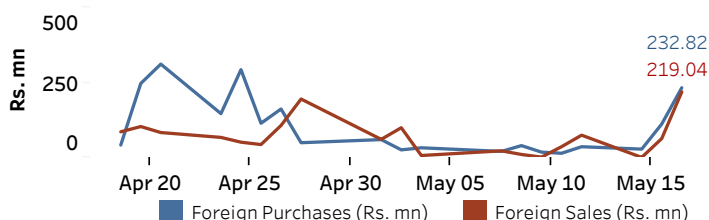
Market Capitalisation

Rs. 3,722.07 bn

PE Ratio

4.8

Foreign Purchases and Sales

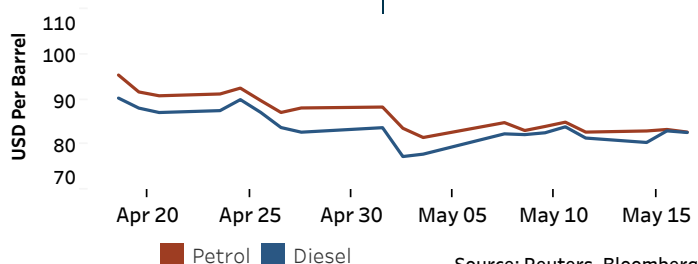


Source: Colombo Stock Exchange

Energy

Petroleum Products (USD per Barrel)

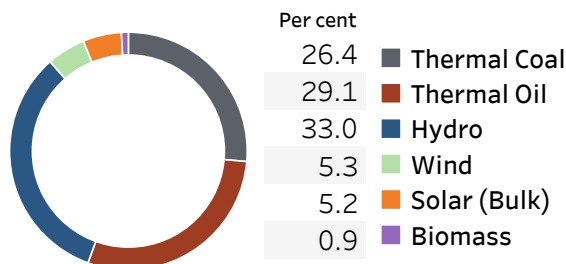
Crude Oil			Refined (Singapore Platts)		
18-May-23*	16-May-23	17-May-23	17-May-23	17-May-23	17-May-23
Brent	WTI	OPEC	Petrol	Diesel	Kerosene
76.60	72.52	75.22	82.75	82.66	88.45



Source: Reuters, Bloomberg

Electricity Generation

	16-May-23	17-May-23
Total Energy (GWh)	47.72	49.09
Peak Demand (MW)	2,311.40	2,351.70



Source: Ceylon Electricity Board