



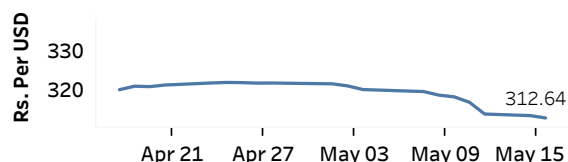
Real GDP Growth: 2022 -7.8% NCPI Y-o-Y Change: March 49.2% CCPI Y-o-Y Change: April 35.3%

Exchange Rates

(Rs. Per Unit)

16-May-23	TT Buying	TT Selling
USD	305.4335	318.7965
GBP	381.4708	400.7767
EUR	330.8848	348.5502
JPY	2.2386	2.3546

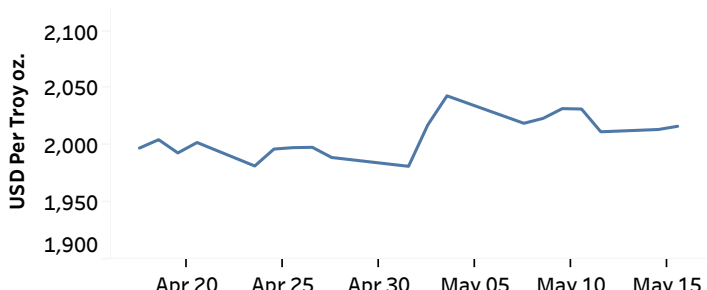
Middle Rate of the USD/LKR Spot Exchange Rate



Source: Central Bank of Sri Lanka

Gold Price

12-May-23	15-May-23	16-May-23
USD 2,011.91	USD 2,013.91	USD 2,016.74

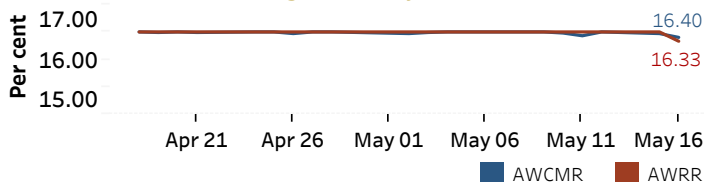


Source: Reuters

Money Market

Policy Rates: SDF Rate: 15.50% SLF Rate: 16.50% SRR: 4.00%

Overnight Money Market



Yield Rates of T-Bills

	Primary Market	Secondary Market
	12-May-23	15-May-23
91 Day	25.80	25.46
182 Day	25.42	25.39
364 Day	23.14	23.12

Source: Central Bank of Sri Lanka

Overnight Liquidity (Rs. bn)	15-May-23	16-May-23
	-42.38	-46.09

Share Market

16-May-23

ASPI	▼	8,823.01
S&P SL20	▼	2,542.68

Daily Turnover

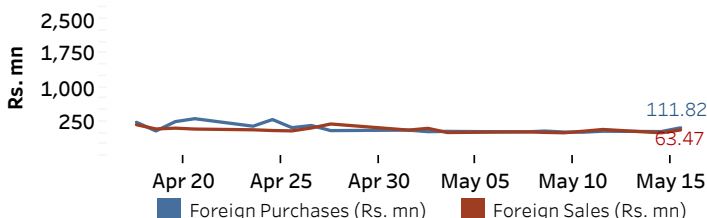
Rs.945.27 mn

Market Capitalisation

Rs. 3,717.29 bn

PE Ratio

4.8

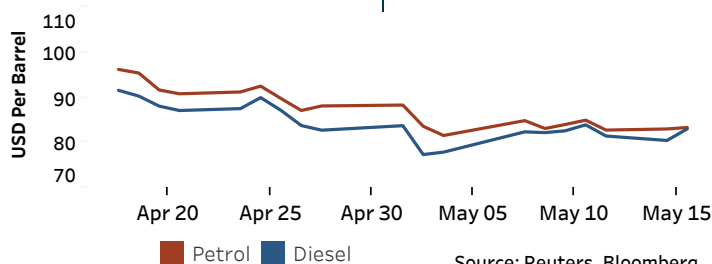


Source: Colombo Stock Exchange

Energy

Petroleum Products (USD per Barrel)

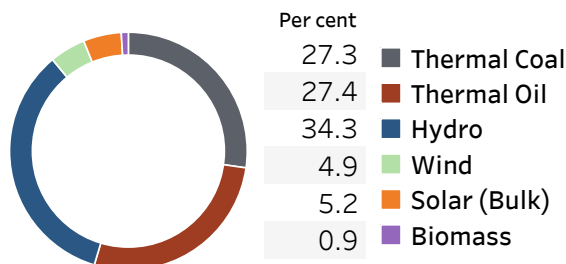
Crude Oil			Refined (Singapore Platts)		
17-May-23*	15-May-23		16-May-23		
Brent	WTI	OPEC	Petrol	Diesel	Kerosene
74.49	70.42	74.45	83.33	83.02	89.71



Source: Reuters, Bloomberg

Electricity Generation

	15-May-23	16-May-23
Total Energy (GWh)	44.85	47.72
Peak Demand (MW)	2,219.70	2,311.40



Source: Ceylon Electricity Board