



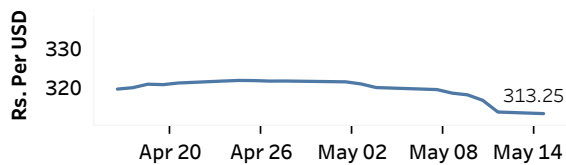
Real GDP Growth: 2022 -7.8% NCPI Y-o-Y Change: March 49.2% CCPI Y-o-Y Change: April 35.3%

Exchange Rates

(Rs. Per Unit)

15-May-23	TT Buying	TT Selling
USD	306.1892	319.9619
GBP	380.5457	400.1409
EUR	331.3943	349.2974
JPY	2.2441	2.3642

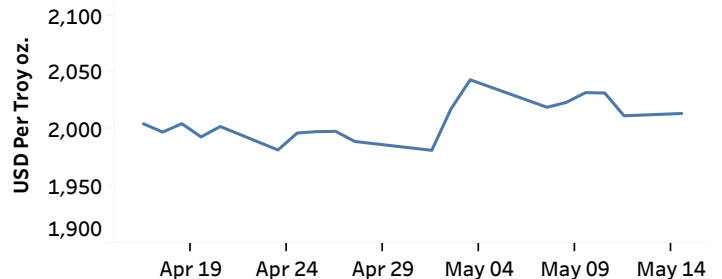
Middle Rate of the USD/LKR Spot Exchange Rate



Source: Central Bank of Sri Lanka

Gold Price

11-May-23	12-May-23	15-May-23
USD 2,031.83	USD 2,011.91	USD 2,013.91

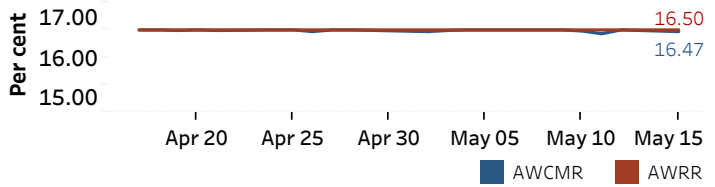


Source: Reuters

Money Market

Policy Rates: SDF Rate: 15.50% SLF Rate: 16.50% SRR: 4.00%

Overnight Money Market



Yield Rates of T-Bills

	Primary Market 12-May-23	Secondary Market 12-May-23
91 Day	25.80	24.77
182 Day	25.42	25.17
364 Day	23.14	23.08

Source: Central Bank of Sri Lanka

Overnight Liquidity (Rs. bn)	12-May-23	15-May-23
	49.41	-42.38

Share Market

15-May-23

ASPI	▼	8,906.20
S&P SL20	▼	2,569.37

Daily Turnover

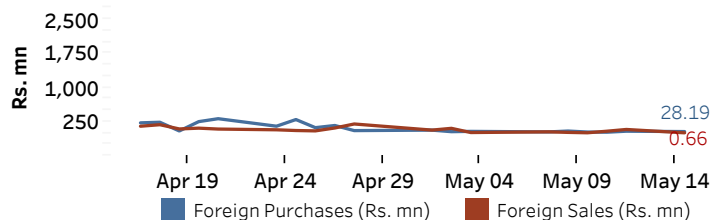
Rs.676.58 mn

Market Capitalisation

Rs. 3,745.59 bn

PE Ratio

4.8

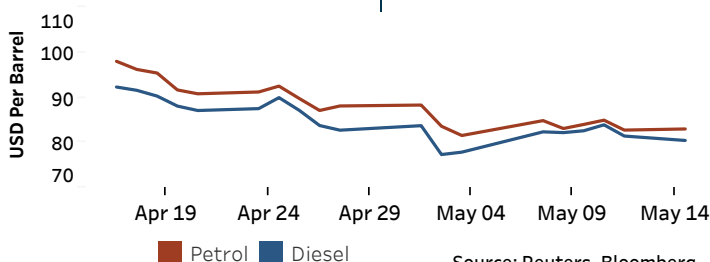


Source: Colombo Stock Exchange

Energy

Petroleum Products (USD per Barrel)

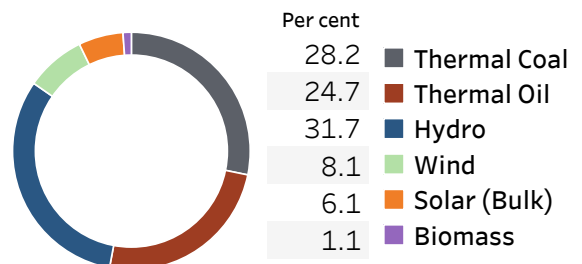
Crude Oil			Refined (Singapore Platts)		
16-May-23*	12-May-23		15-May-23		
Brent	WTI	OPEC	Petrol	Diesel	Kerosene
75.76	71.57	74.45	83.00	80.45	87.53



Source: Reuters, Bloomberg

Electricity Generation

	14-May-23	15-May-23
Total Energy (GWh)	38.12	44.85
Peak Demand (MW)	1,858.80	2,219.70



Source: Ceylon Electricity Board