



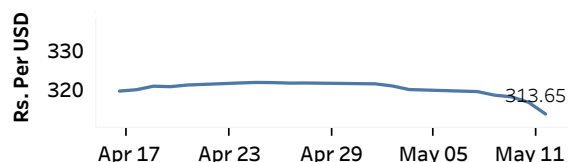
Real GDP Growth: 2022 -7.8% NCPI Y-o-Y Change: March 49.2% CPI Y-o-Y Change: April 35.3%

Exchange Rates

(Rs. Per Unit)

12-May-23	TT Buying	TT Selling
USD	306.3886	320.0375
GBP	382.6087	401.9821
EUR	333.3858	351.1345
JPY	2.2695	2.3877

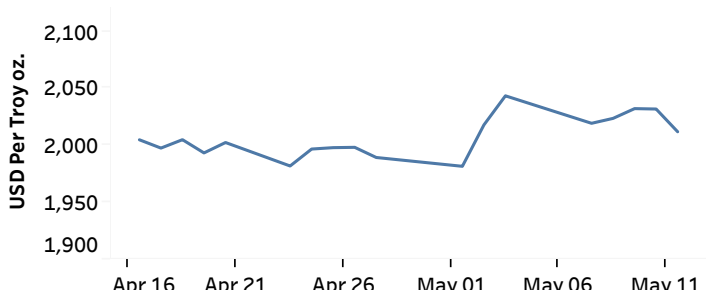
Middle Rate of the USD/LKR Spot Exchange Rate



Source: Central Bank of Sri Lanka

Gold Price

10-May-23	11-May-23	12-May-23
USD 2,032.19	USD 2,031.83	USD 2,011.91

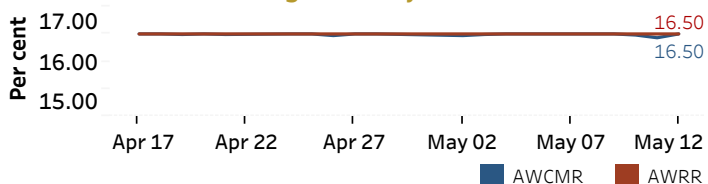


Source: Reuters

Money Market

Policy Rates: SDF Rate: 15.50% SLF Rate: 16.50% SRR: 4.00%

Overnight Money Market



Yield Rates of T-Bills

	Primary Market 08-May-23	Secondary Market 11-May-23
91 Day	25.82	22.33
182 Day	25.42	25.19
364 Day	23.14	23.14

Source: Central Bank of Sri Lanka

Overnight Liquidity (Rs. bn)	11-May-23	12-May-23
	-105.06	49.41

Share Market

12-May-23

ASPI	▼	8,927.74
S&P SL20	▼	2,587.89

Daily Turnover

Rs. 785.79 mn

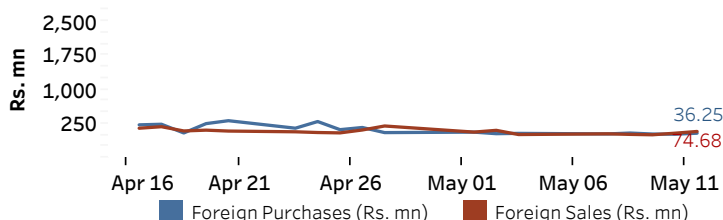
Market Capitalisation

Rs. 3,761.93 bn

PE Ratio

4.8

Foreign Purchases and Sales

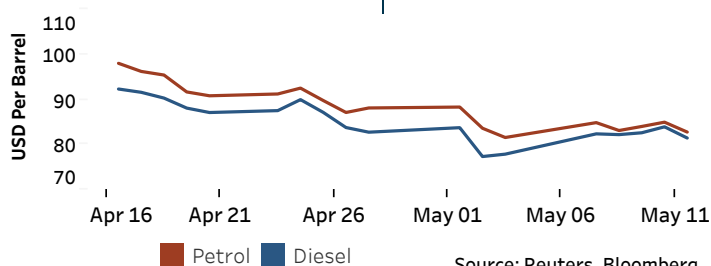


Source: Colombo Stock Exchange

Energy

Petroleum Products (USD per Barrel)

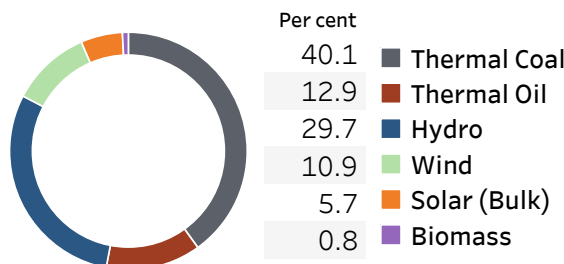
Crude Oil			Refined (Singapore Platts)		
15-May-23*	11-May-23		12-May-23		
Brent	WTI	OPEC	Petrol	Diesel	Kerosene
74.12	70.01	76.69	82.75	81.43	88.63



Source: Reuters, Bloomberg

Electricity Generation

	11-May-23	12-May-23
Total Energy (GWh)	45.46	44.38
Peak Demand (MW)	2,000.00	2,142.10



Source: Ceylon Electricity Board